

Century Engineering, Inc.

550 Bay Rd, Dover DE, 19901
Phone: 302-734-9188 Fax: 302-734-4589

Intersection: MilfordRd @ Winona FallsRd

Counted By: Mike K

Date: 8/10/2021

Weather: Overcast 80

File Name : WinonaAtMilford

Site Code : 00000000

Start Date : 8/10/2021

Page No : 1

Groups Printed- Cars

| Start Time | MILFORD RD From North | | | | | RIVER RD From East | | | | | MILFORD RD From South | | | | | WINONA FALLS RD From West | | | | | Int. Total |
|------------|--------------------------|------|-------|------|------------|-----------------------|------|-------|------|------------|--------------------------|------|-------|------|------------|------------------------------|------|-------|------|------------|------------|
| | Left | Thru | Right | Peds | App. Total | Left | Thru | Right | Peds | App. Total | Left | Thru | Right | Peds | App. Total | Left | Thru | Right | Peds | App. Total | |
| 07:00 AM | 1 | 63 | 1 | 0 | 65 | 1 | 2 | 0 | 0 | 3 | 22 | 29 | 2 | 0 | 53 | 4 | 3 | 47 | 0 | 54 | 175 |
| 07:15 AM | 3 | 67 | 1 | 0 | 71 | 3 | 0 | 0 | 0 | 3 | 10 | 36 | 4 | 0 | 50 | 7 | 8 | 48 | 0 | 63 | 187 |
| 07:30 AM | 3 | 89 | 0 | 0 | 92 | 4 | 1 | 0 | 0 | 5 | 23 | 37 | 2 | 0 | 62 | 11 | 3 | 54 | 0 | 68 | 227 |
| 07:45 AM | 3 | 85 | 0 | 0 | 88 | 2 | 3 | 0 | 0 | 5 | 22 | 34 | 4 | 0 | 60 | 14 | 7 | 56 | 0 | 77 | 230 |
| Total | 10 | 304 | 2 | 0 | 316 | 10 | 6 | 0 | 0 | 16 | 77 | 136 | 12 | 0 | 225 | 36 | 21 | 205 | 0 | 262 | 819 |
| 08:00 AM | 2 | 76 | 3 | 0 | 81 | 2 | 1 | 3 | 0 | 6 | 22 | 47 | 4 | 0 | 73 | 10 | 3 | 36 | 0 | 49 | 209 |
| 08:15 AM | 5 | 76 | 1 | 0 | 82 | 5 | 4 | 1 | 0 | 10 | 25 | 37 | 4 | 0 | 66 | 13 | 5 | 53 | 0 | 71 | 229 |
| 08:30 AM | 3 | 89 | 3 | 0 | 95 | 4 | 3 | 2 | 0 | 9 | 32 | 52 | 2 | 0 | 86 | 2 | 6 | 46 | 0 | 54 | 244 |
| 08:45 AM | 5 | 65 | 3 | 0 | 73 | 1 | 3 | 1 | 0 | 5 | 26 | 52 | 2 | 0 | 80 | 9 | 1 | 60 | 0 | 70 | 228 |
| Total | 15 | 306 | 10 | 0 | 331 | 12 | 11 | 7 | 0 | 30 | 105 | 188 | 12 | 0 | 305 | 34 | 15 | 195 | 0 | 244 | 910 |

*** BREAK ***

| | | | | | | | | | | | | | | | | | | | | | |
|----------|----|-----|----|---|-----|----|----|----|---|----|-----|-----|----|---|-----|----|----|-----|---|-----|------|
| 11:00 AM | 3 | 80 | 3 | 0 | 86 | 9 | 0 | 3 | 0 | 12 | 31 | 70 | 6 | 0 | 107 | 8 | 3 | 34 | 0 | 45 | 250 |
| 11:15 AM | 5 | 68 | 5 | 0 | 78 | 3 | 4 | 2 | 0 | 9 | 38 | 88 | 5 | 0 | 131 | 1 | 3 | 44 | 0 | 48 | 266 |
| 11:30 AM | 6 | 106 | 6 | 0 | 118 | 8 | 2 | 4 | 0 | 14 | 50 | 81 | 6 | 0 | 137 | 11 | 7 | 40 | 0 | 58 | 327 |
| 11:45 AM | 2 | 74 | 1 | 0 | 77 | 7 | 5 | 3 | 0 | 15 | 50 | 91 | 5 | 0 | 146 | 10 | 4 | 64 | 0 | 78 | 316 |
| Total | 16 | 328 | 15 | 0 | 359 | 27 | 11 | 12 | 0 | 50 | 169 | 330 | 22 | 0 | 521 | 30 | 17 | 182 | 0 | 229 | 1159 |
| 12:00 PM | 3 | 82 | 1 | 0 | 86 | 4 | 1 | 3 | 0 | 8 | 37 | 61 | 3 | 0 | 101 | 9 | 5 | 49 | 0 | 63 | 258 |
| 12:15 PM | 4 | 83 | 5 | 0 | 92 | 7 | 4 | 3 | 0 | 14 | 52 | 85 | 5 | 0 | 142 | 11 | 4 | 53 | 0 | 68 | 316 |
| 12:30 PM | 2 | 99 | 5 | 0 | 106 | 6 | 3 | 3 | 0 | 12 | 47 | 88 | 2 | 0 | 137 | 14 | 0 | 46 | 0 | 60 | 315 |
| 12:45 PM | 1 | 90 | 2 | 0 | 93 | 5 | 3 | 1 | 0 | 9 | 42 | 94 | 2 | 0 | 138 | 10 | 3 | 41 | 0 | 54 | 294 |
| Total | 10 | 354 | 13 | 0 | 377 | 22 | 11 | 10 | 0 | 43 | 178 | 328 | 12 | 0 | 518 | 44 | 12 | 189 | 0 | 245 | 1183 |
| 01:00 PM | 3 | 89 | 4 | 0 | 96 | 9 | 1 | 4 | 0 | 14 | 61 | 74 | 3 | 0 | 138 | 10 | 2 | 45 | 0 | 57 | 305 |
| 01:15 PM | 2 | 86 | 10 | 0 | 98 | 3 | 1 | 3 | 0 | 7 | 52 | 90 | 3 | 0 | 145 | 9 | 3 | 48 | 0 | 60 | 310 |
| 01:30 PM | 8 | 111 | 9 | 0 | 128 | 1 | 0 | 1 | 0 | 2 | 45 | 91 | 4 | 0 | 140 | 7 | 3 | 42 | 0 | 52 | 322 |
| 01:45 PM | 7 | 92 | 6 | 0 | 105 | 4 | 2 | 9 | 0 | 15 | 55 | 92 | 11 | 0 | 158 | 3 | 4 | 41 | 0 | 48 | 326 |
| Total | 20 | 378 | 29 | 0 | 427 | 17 | 4 | 17 | 0 | 38 | 213 | 347 | 21 | 0 | 581 | 29 | 12 | 176 | 0 | 217 | 1263 |

*** BREAK ***

| | | | | | | | | | | | | | | | | | | | | | |
|----------|----|-----|----|---|-----|----|----|---|---|----|-----|-----|----|---|-----|----|----|-----|---|-----|------|
| 03:00 PM | 4 | 98 | 7 | 0 | 109 | 8 | 1 | 1 | 0 | 10 | 61 | 73 | 3 | 0 | 137 | 4 | 4 | 40 | 0 | 48 | 304 |
| 03:15 PM | 2 | 95 | 7 | 0 | 104 | 4 | 2 | 3 | 0 | 9 | 70 | 102 | 6 | 0 | 178 | 14 | 5 | 35 | 0 | 54 | 345 |
| 03:30 PM | 3 | 95 | 3 | 0 | 101 | 7 | 4 | 1 | 0 | 12 | 63 | 93 | 1 | 0 | 157 | 8 | 2 | 34 | 0 | 44 | 314 |
| 03:45 PM | 3 | 89 | 5 | 0 | 97 | 4 | 4 | 1 | 0 | 9 | 75 | 82 | 7 | 0 | 164 | 9 | 5 | 34 | 0 | 48 | 318 |
| Total | 12 | 377 | 22 | 0 | 411 | 23 | 11 | 6 | 0 | 40 | 269 | 350 | 17 | 0 | 636 | 35 | 16 | 143 | 0 | 194 | 1281 |
| 04:00 PM | 5 | 96 | 6 | 0 | 107 | 8 | 3 | 2 | 0 | 13 | 65 | 90 | 2 | 0 | 157 | 9 | 3 | 43 | 0 | 55 | 332 |
| 04:15 PM | 5 | 82 | 4 | 0 | 91 | 7 | 6 | 3 | 0 | 16 | 72 | 89 | 6 | 0 | 167 | 9 | 3 | 49 | 0 | 61 | 335 |
| 04:30 PM | 4 | 94 | 7 | 0 | 105 | 5 | 6 | 1 | 0 | 12 | 74 | 89 | 5 | 0 | 168 | 4 | 3 | 41 | 0 | 48 | 333 |
| 04:45 PM | 4 | 90 | 0 | 0 | 94 | 6 | 2 | 2 | 0 | 10 | 85 | 98 | 4 | 0 | 187 | 8 | 0 | 41 | 0 | 49 | 340 |
| Total | 18 | 362 | 17 | 0 | 397 | 26 | 17 | 8 | 0 | 51 | 296 | 366 | 17 | 0 | 679 | 30 | 9 | 174 | 0 | 213 | 1340 |
| 05:00 PM | 2 | 73 | 6 | 0 | 81 | 10 | 4 | 1 | 0 | 15 | 83 | 104 | 8 | 0 | 195 | 9 | 6 | 42 | 0 | 57 | 348 |
| 05:15 PM | 7 | 93 | 4 | 0 | 104 | 9 | 7 | 3 | 0 | 19 | 82 | 92 | 4 | 0 | 178 | 8 | 3 | 43 | 0 | 54 | 355 |
| 05:30 PM | 3 | 79 | 6 | 0 | 88 | 5 | 4 | 0 | 0 | 9 | 88 | 116 | 8 | 0 | 212 | 12 | 3 | 36 | 0 | 51 | 360 |
| 05:45 PM | 2 | 65 | 6 | 0 | 73 | 5 | 3 | 1 | 0 | 9 | 68 | 82 | 3 | 0 | 153 | 7 | 0 | 38 | 0 | 45 | 280 |
| Total | 14 | 310 | 22 | 0 | 346 | 29 | 18 | 5 | 0 | 52 | 321 | 394 | 23 | 0 | 738 | 36 | 12 | 159 | 0 | 207 | 1343 |

Century Engineering, Inc.

550 Bay Rd, Dover DE, 19901
Phone: 302-734-9188 Fax: 302-734-4589

File Name : WinonaAtMilford

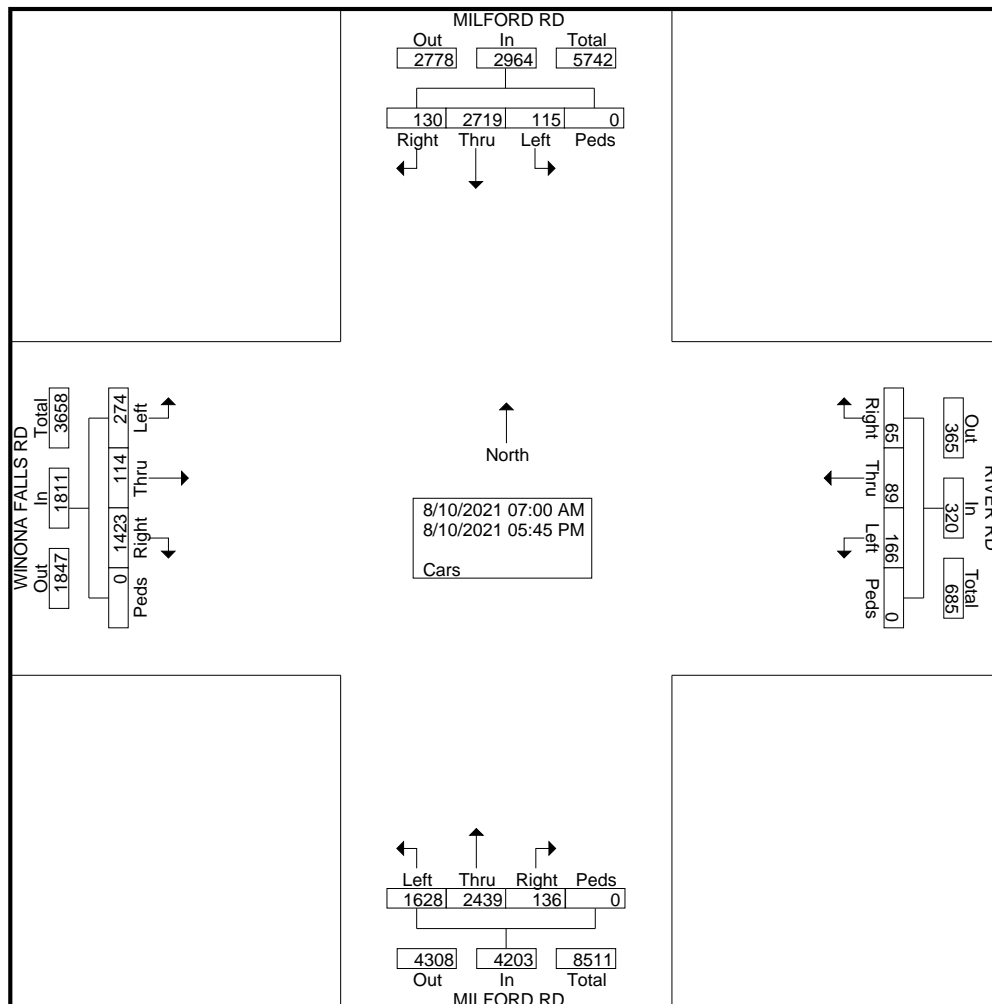
Site Code : 00000000

Start Date : 8/10/2021

Page No : 2

Groups Printed- Cars

| | MILFORD RD From North | | | | | RIVER RD From East | | | | | MILFORD RD From South | | | | | WINONA FALLS RD From West | | | | | |
|-------------|--------------------------|------|-------|------|------------|-----------------------|------|-------|------|------------|--------------------------|------|-------|------|------------|------------------------------|------|-------|------|------------|------------|
| | Left | Thru | Right | Peds | App. Total | Left | Thru | Right | Peds | App. Total | Left | Thru | Right | Peds | App. Total | Left | Thru | Right | Peds | App. Total | Int. Total |
| Grand Total | 115 | 2719 | 130 | 0 | 2964 | 166 | 89 | 65 | 0 | 320 | 1628 | 2439 | 136 | 0 | 4203 | 274 | 114 | 1423 | 0 | 1811 | 9298 |
| Apprch % | 3.9 | 91.7 | 4.4 | 0 | | 51.9 | 27.8 | 20.3 | 0 | | 38.7 | 58 | 3.2 | 0 | | 15.1 | 6.3 | 78.6 | 0 | | |
| Total % | 1.2 | 29.2 | 1.4 | 0 | 31.9 | 1.8 | 1 | 0.7 | 0 | 3.4 | 17.5 | 26.2 | 1.5 | 0 | 45.2 | 2.9 | 1.2 | 15.3 | 0 | 19.5 | |



Century Engineering, Inc.

550 Bay Rd, Dover DE, 19901
Phone: 302-734-9188 Fax: 302-734-4589

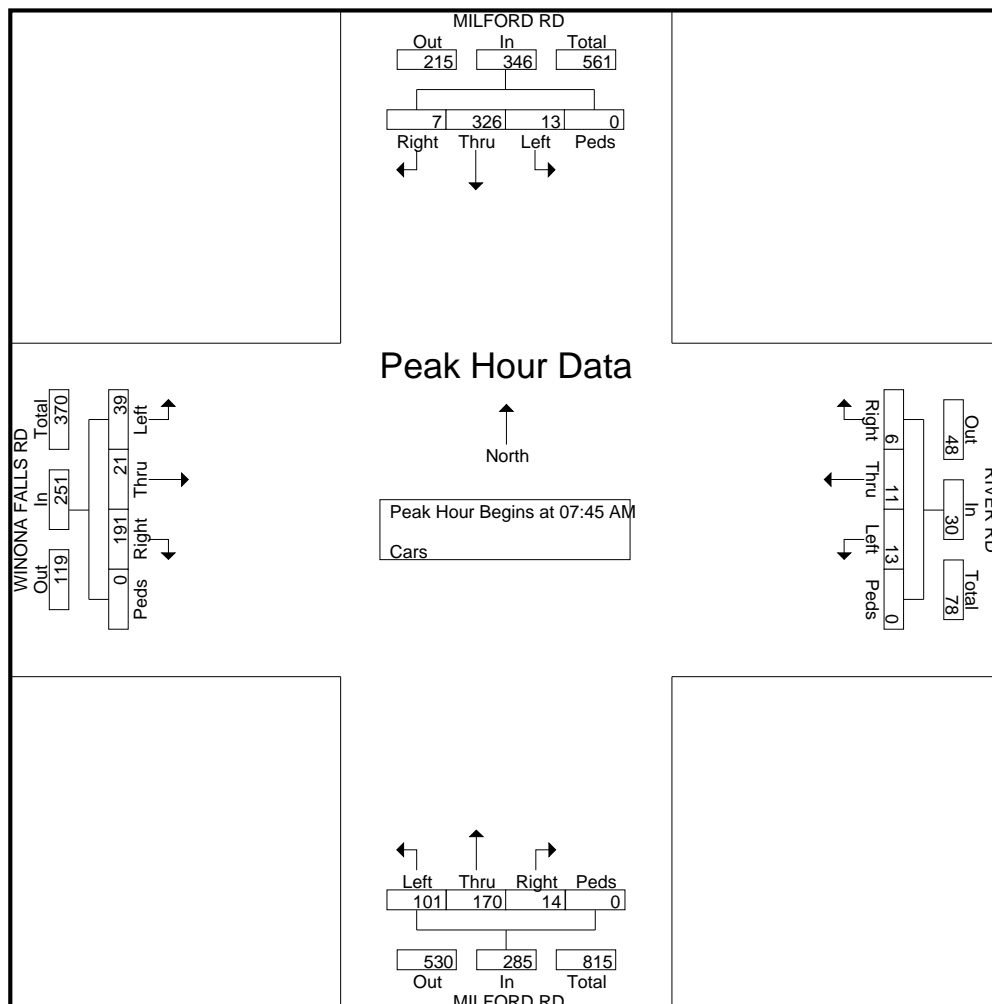
File Name : WinonaAtMilford

Site Code : 00000000

Start Date : 8/10/2021

Page No : 3

| | MILFORD RD From North | | | | | RIVER RD From East | | | | | MILFORD RD From South | | | | | WINONA FALLS RD From West | | | | | |
|---|--------------------------|------|-------|------|------------|-----------------------|------|-------|------|------------|--------------------------|------|-------|------|------------|------------------------------|------|-------|------|------------|------------|
| Start Time | Left | Thru | Right | Peds | App. Total | Left | Thru | Right | Peds | App. Total | Left | Thru | Right | Peds | App. Total | Left | Thru | Right | Peds | App. Total | Int. Total |
| Peak Hour Analysis From 07:00 AM to 08:45 AM - Peak 1 of 1 | | | | | | | | | | | | | | | | | | | | | |
| Peak Hour for Entire Intersection Begins at 07:45 AM | | | | | | | | | | | | | | | | | | | | | |
| 07:45 AM | 3 | 85 | 0 | 0 | 88 | 2 | 3 | 0 | 0 | 5 | 22 | 34 | 4 | 0 | 60 | 14 | 7 | 56 | 0 | 77 | 230 |
| 08:00 AM | 2 | 76 | 3 | 0 | 81 | 2 | 1 | 3 | 0 | 6 | 22 | 47 | 4 | 0 | 73 | 10 | 3 | 36 | 0 | 49 | 209 |
| 08:15 AM | 5 | 76 | 1 | 0 | 82 | 5 | 4 | 1 | 0 | 10 | 25 | 37 | 4 | 0 | 66 | 13 | 5 | 53 | 0 | 71 | 229 |
| 08:30 AM | 3 | 89 | 3 | 0 | 95 | 4 | 3 | 2 | 0 | 9 | 32 | 52 | 2 | 0 | 86 | 2 | 6 | 46 | 0 | 54 | 244 |
| Total Volume | 13 | 326 | 7 | 0 | 346 | 13 | 11 | 6 | 0 | 30 | 101 | 170 | 14 | 0 | 285 | 39 | 21 | 191 | 0 | 251 | 912 |
| % App. Total | 3.8 | 94.2 | 2 | 0 | | 43.3 | 36.7 | 20 | 0 | | 35.4 | 59.6 | 4.9 | 0 | | 15.5 | 8.4 | 76.1 | 0 | | |
| PHF | .650 | .916 | .583 | .000 | .911 | .650 | .688 | .500 | .000 | .750 | .789 | .817 | .875 | .000 | .828 | .696 | .750 | .853 | .000 | .815 | .934 |



Century Engineering, Inc.

550 Bay Rd, Dover DE, 19901
Phone: 302-734-9188 Fax: 302-734-4589

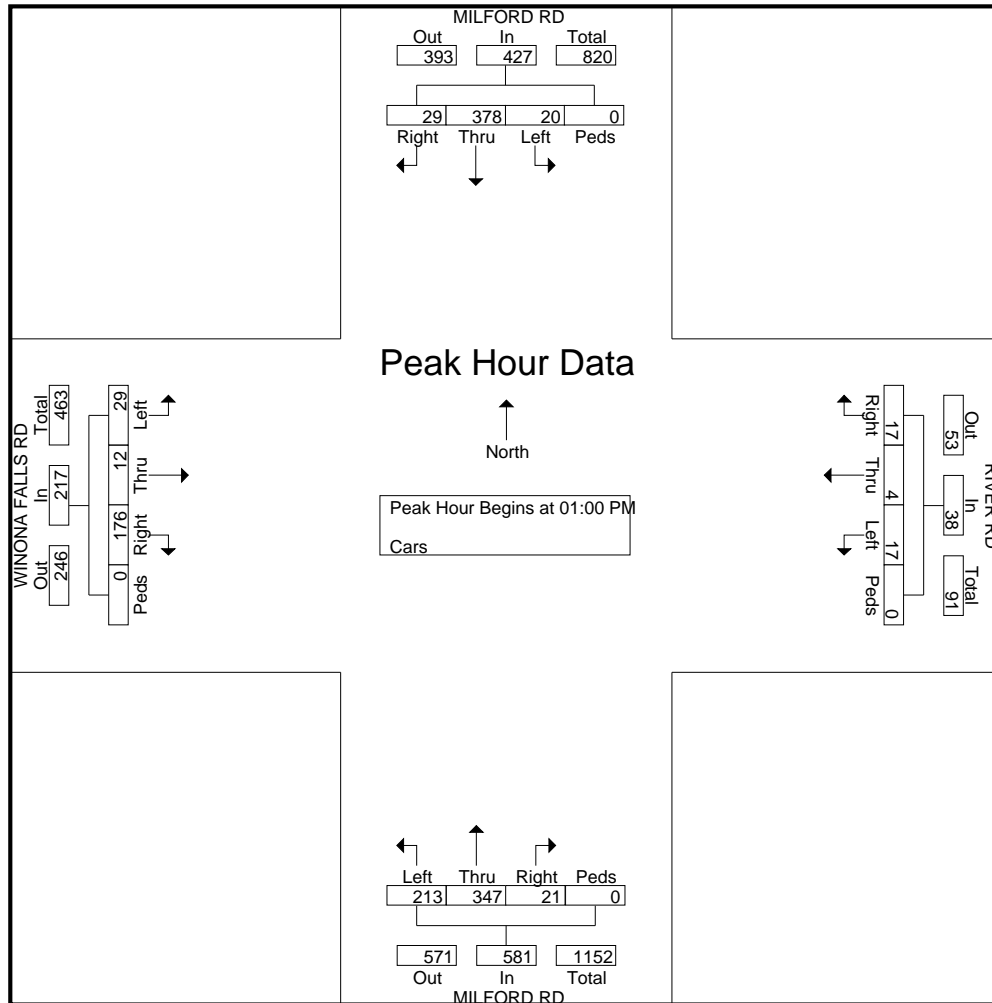
File Name : WinonaAtMilford

Site Code : 00000000

Start Date : 8/10/2021

Page No : 4

| | MILFORD RD From North | | | | | RIVER RD From East | | | | | MILFORD RD From South | | | | | WINONA FALLS RD From West | | | | | |
|---|--------------------------|------|-------|------|------------|-----------------------|------|-------|------|------------|--------------------------|------|-------|------|------------|------------------------------|------|-------|------|------------|------------|
| Start Time | Left | Thru | Right | Peds | App. Total | Left | Thru | Right | Peds | App. Total | Left | Thru | Right | Peds | App. Total | Left | Thru | Right | Peds | App. Total | Int. Total |
| Peak Hour Analysis From 11:00 AM to 01:45 PM - Peak 1 of 1 | | | | | | | | | | | | | | | | | | | | | |
| Peak Hour for Entire Intersection Begins at 01:00 PM | | | | | | | | | | | | | | | | | | | | | |
| 01:00 PM | 3 | 89 | 4 | 0 | 96 | 9 | 1 | 4 | 0 | 14 | 61 | 74 | 3 | 0 | 138 | 10 | 2 | 45 | 0 | 57 | 305 |
| 01:15 PM | 2 | 86 | 10 | 0 | 98 | 3 | 1 | 3 | 0 | 7 | 52 | 90 | 3 | 0 | 145 | 9 | 3 | 48 | 0 | 60 | 310 |
| 01:30 PM | 8 | 111 | 9 | 0 | 128 | 1 | 0 | 1 | 0 | 2 | 45 | 91 | 4 | 0 | 140 | 7 | 3 | 42 | 0 | 52 | 322 |
| 01:45 PM | 7 | 92 | 6 | 0 | 105 | 4 | 2 | 9 | 0 | 15 | 55 | 92 | 11 | 0 | 158 | 3 | 4 | 41 | 0 | 48 | 326 |
| Total Volume | 20 | 378 | 29 | 0 | 427 | 17 | 4 | 17 | 0 | 38 | 213 | 347 | 21 | 0 | 581 | 29 | 12 | 176 | 0 | 217 | 1263 |
| % App. Total | 4.7 | 88.5 | 6.8 | 0 | | 44.7 | 10.5 | 44.7 | 0 | | 36.7 | 59.7 | 3.6 | 0 | | 13.4 | 5.5 | 81.1 | 0 | | |
| PHF | .625 | .851 | .725 | .000 | .834 | .472 | .500 | .472 | .000 | .633 | .873 | .943 | .477 | .000 | .919 | .725 | .750 | .917 | .000 | .904 | .969 |



Century Engineering, Inc.

550 Bay Rd, Dover DE, 19901
Phone: 302-734-9188 Fax: 302-734-4589

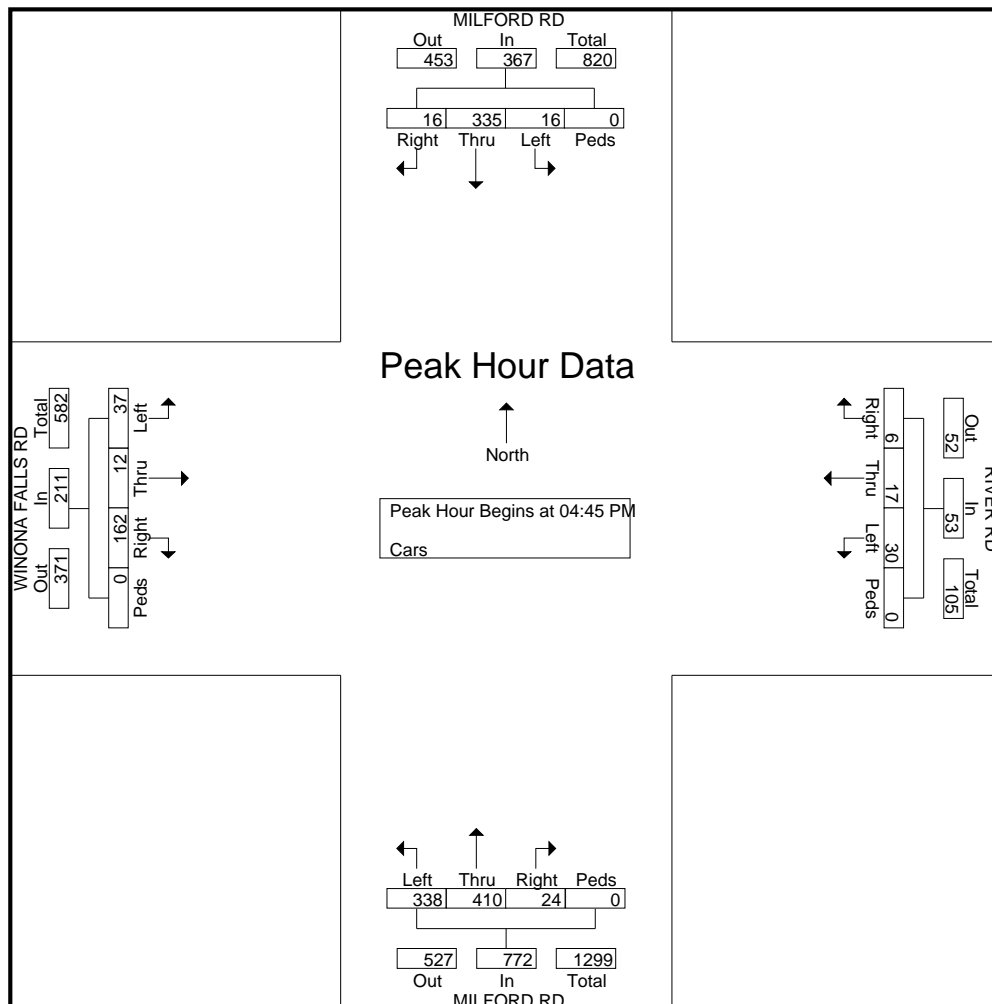
File Name : WinonaAtMilford

Site Code : 00000000

Start Date : 8/10/2021

Page No : 5

| | MILFORD RD From North | | | | | RIVER RD From East | | | | | MILFORD RD From South | | | | | WINONA FALLS RD From West | | | | | |
|---|--------------------------|------|-------|------|------------|-----------------------|------|-------|------|------------|--------------------------|------|-------|------|------------|------------------------------|------|-------|------|------------|------------|
| Start Time | Left | Thru | Right | Peds | App. Total | Left | Thru | Right | Peds | App. Total | Left | Thru | Right | Peds | App. Total | Left | Thru | Right | Peds | App. Total | Int. Total |
| Peak Hour Analysis From 03:00 PM to 05:45 PM - Peak 1 of 1 | | | | | | | | | | | | | | | | | | | | | |
| Peak Hour for Entire Intersection Begins at 04:45 PM | | | | | | | | | | | | | | | | | | | | | |
| 04:45 PM | 4 | 90 | 0 | 0 | 94 | 6 | 2 | 2 | 0 | 10 | 85 | 98 | 4 | 0 | 187 | 8 | 0 | 41 | 0 | 49 | 340 |
| 05:00 PM | 2 | 73 | 6 | 0 | 81 | 10 | 4 | 1 | 0 | 15 | 83 | 104 | 8 | 0 | 195 | 9 | 6 | 42 | 0 | 57 | 348 |
| 05:15 PM | 7 | 93 | 4 | 0 | 104 | 9 | 7 | 3 | 0 | 19 | 82 | 92 | 4 | 0 | 178 | 8 | 3 | 43 | 0 | 54 | 355 |
| 05:30 PM | 3 | 79 | 6 | 0 | 88 | 5 | 4 | 0 | 0 | 9 | 88 | 116 | 8 | 0 | 212 | 12 | 3 | 36 | 0 | 51 | 360 |
| Total Volume | 16 | 335 | 16 | 0 | 367 | 30 | 17 | 6 | 0 | 53 | 338 | 410 | 24 | 0 | 772 | 37 | 12 | 162 | 0 | 211 | 1403 |
| % App. Total | 4.4 | 91.3 | 4.4 | 0 | | 56.6 | 32.1 | 11.3 | 0 | | 43.8 | 53.1 | 3.1 | 0 | | 17.5 | 5.7 | 76.8 | 0 | | |
| PHF | .571 | .901 | .667 | .000 | .882 | .750 | .607 | .500 | .000 | .697 | .960 | .884 | .750 | .000 | .910 | .771 | .500 | .942 | .000 | .925 | .974 |



Century Engineering, Inc.

550 Bay Rd, Dover DE, 19901
Phone: 302-734-9188 Fax: 302-734-4589

Intersection: MilfordRd @ Winona FallsRd
Counted By: Mike K
Date: 8/10/2021
Weather: Overcast 80

File Name : WinonaAtMilford
Site Code : 00000000
Start Date : 8/10/2021
Page No : 1

Groups Printed- Bikes

| | MILFORD RD From North | | | | | RIVER RD From East | | | | | MILFORD RD From South | | | | | WINONA FALLS RD From West | | | | | |
|---------------|--------------------------|------|-------|------|------------|-----------------------|------|-------|------|------------|--------------------------|------|-------|------|------------|------------------------------|------|-------|------|------------|------------|
| Start Time | Left | Thru | Right | Peds | App. Total | Left | Thru | Right | Peds | App. Total | Left | Thru | Right | Peds | App. Total | Left | Thru | Right | Peds | App. Total | Int. Total |
| *** BREAK *** | | | | | | | | | | | | | | | | | | | | | |
| 07:45 AM | 0 | 0 | 0 | 0 | 0 | 0 | 0 | 0 | 0 | 0 | 0 | 0 | 0 | 0 | 0 | 1 | 0 | 0 | 0 | 1 | 1 |
| Total | 0 | 0 | 0 | 0 | 0 | 0 | 0 | 0 | 0 | 0 | 0 | 0 | 0 | 0 | 0 | 1 | 0 | 0 | 0 | 1 | 1 |
| *** BREAK *** | | | | | | | | | | | | | | | | | | | | | |
| 11:30 AM | 0 | 0 | 0 | 0 | 0 | 0 | 1 | 0 | 0 | 1 | 0 | 0 | 0 | 0 | 0 | 2 | 0 | 0 | 0 | 2 | 3 |
| 11:45 AM | 0 | 0 | 0 | 0 | 0 | 0 | 1 | 0 | 0 | 1 | 0 | 0 | 0 | 0 | 0 | 0 | 0 | 0 | 0 | 0 | 1 |
| Total | 0 | 0 | 0 | 0 | 0 | 0 | 2 | 0 | 0 | 2 | 0 | 0 | 0 | 0 | 0 | 2 | 0 | 0 | 0 | 2 | 4 |
| 12:00 PM | 0 | 0 | 0 | 0 | 0 | 0 | 1 | 0 | 0 | 1 | 0 | 0 | 0 | 0 | 0 | 1 | 0 | 0 | 0 | 1 | 2 |
| *** BREAK *** | | | | | | | | | | | | | | | | | | | | | |
| 12:30 PM | 0 | 0 | 0 | 0 | 0 | 0 | 0 | 0 | 0 | 0 | 0 | 0 | 0 | 0 | 0 | 0 | 1 | 0 | 0 | 1 | 1 |
| *** BREAK *** | | | | | | | | | | | | | | | | | | | | | |
| Total | 0 | 0 | 0 | 0 | 0 | 0 | 1 | 0 | 0 | 1 | 0 | 0 | 0 | 0 | 0 | 1 | 1 | 0 | 0 | 2 | 3 |
| *** BREAK *** | | | | | | | | | | | | | | | | | | | | | |
| Grand Total | 0 | 0 | 0 | 0 | 0 | 0 | 3 | 0 | 0 | 3 | 0 | 0 | 0 | 0 | 0 | 4 | 1 | 0 | 0 | 5 | 8 |
| Apprch % | 0 | 0 | 0 | 0 | 0 | 0 | 100 | 0 | 0 | 37.5 | 0 | 0 | 0 | 0 | 0 | 80 | 20 | 0 | 0 | 62.5 | |
| Total % | 0 | 0 | 0 | 0 | 0 | 0 | 37.5 | 0 | 0 | 37.5 | 0 | 0 | 0 | 0 | 0 | 50 | 12.5 | 0 | 0 | 62.5 | |

Century Engineering, Inc.

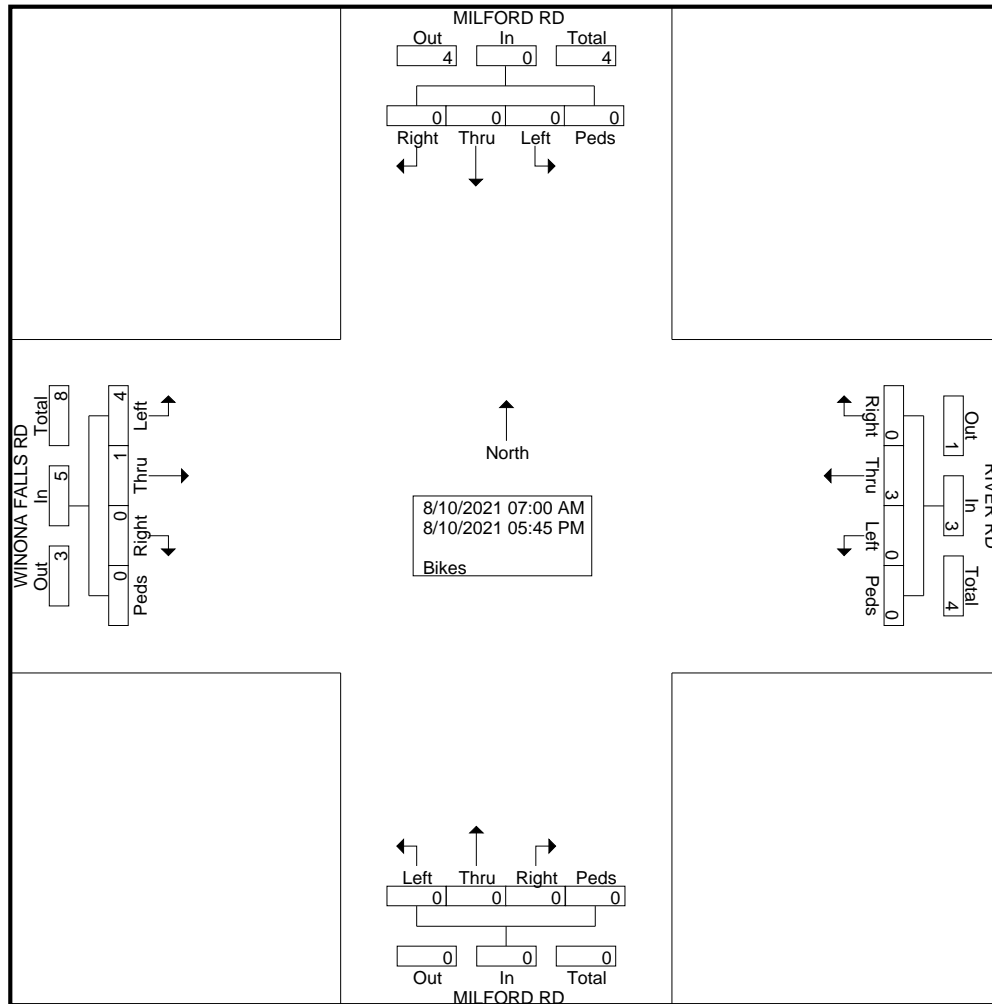
550 Bay Rd, Dover DE, 19901
Phone: 302-734-9188 Fax: 302-734-4589

File Name : WinonaAtMilford

Site Code : 00000000

Start Date : 8/10/2021

Page No : 2



Century Engineering, Inc.

550 Bay Rd, Dover DE, 19901
Phone: 302-734-9188 Fax: 302-734-4589

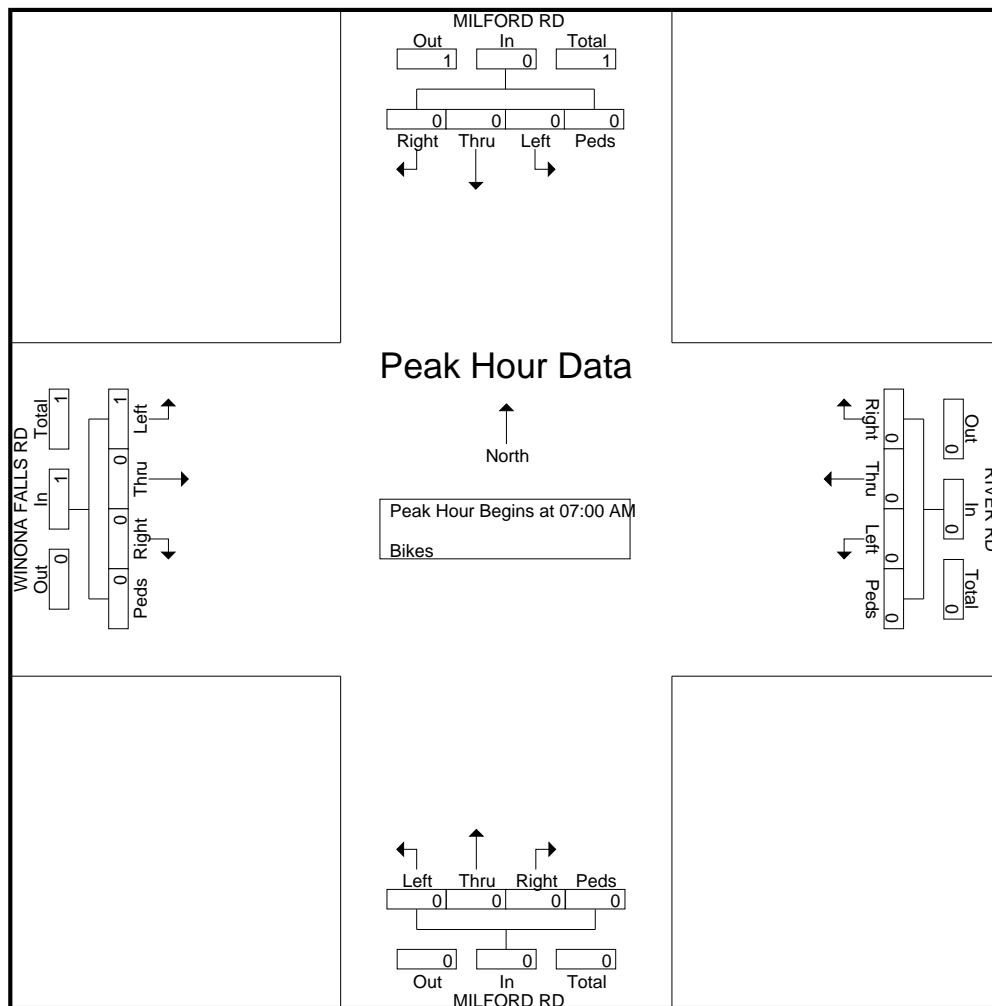
File Name : WinonaAtMilford

Site Code : 00000000

Start Date : 8/10/2021

Page No : 3

| | MILFORD RD From North | | | | | RIVER RD From East | | | | | MILFORD RD From South | | | | | WINONA FALLS RD From West | | | | | |
|---|--------------------------|------|-------|------|------------|-----------------------|------|-------|------|------------|--------------------------|------|-------|------|------------|------------------------------|------|-------|------|------------|------------|
| Start Time | Left | Thru | Right | Peds | App. Total | Left | Thru | Right | Peds | App. Total | Left | Thru | Right | Peds | App. Total | Left | Thru | Right | Peds | App. Total | Int. Total |
| Peak Hour Analysis From 07:00 AM to 08:45 AM - Peak 1 of 1 | | | | | | | | | | | | | | | | | | | | | |
| Peak Hour for Entire Intersection Begins at 07:00 AM | | | | | | | | | | | | | | | | | | | | | |
| 07:00 AM | 0 | 0 | 0 | 0 | 0 | 0 | 0 | 0 | 0 | 0 | 0 | 0 | 0 | 0 | 0 | 0 | 0 | 0 | 0 | 0 | 0 |
| 07:15 AM | 0 | 0 | 0 | 0 | 0 | 0 | 0 | 0 | 0 | 0 | 0 | 0 | 0 | 0 | 0 | 0 | 0 | 0 | 0 | 0 | 0 |
| 07:30 AM | 0 | 0 | 0 | 0 | 0 | 0 | 0 | 0 | 0 | 0 | 0 | 0 | 0 | 0 | 0 | 0 | 0 | 0 | 0 | 0 | 0 |
| 07:45 AM | 0 | 0 | 0 | 0 | 0 | 0 | 0 | 0 | 0 | 0 | 0 | 0 | 0 | 0 | 0 | 1 | 0 | 0 | 0 | 1 | 1 |
| Total Volume | 0 | 0 | 0 | 0 | 0 | 0 | 0 | 0 | 0 | 0 | 0 | 0 | 0 | 0 | 0 | 1 | 0 | 0 | 0 | 1 | 1 |
| % App. Total | 0 | 0 | 0 | 0 | 0 | 0 | 0 | 0 | 0 | 0 | 0 | 0 | 0 | 0 | 0 | 100 | 0 | 0 | 0 | 0 | 0 |
| PHF | .000 | .000 | .000 | .000 | .000 | .000 | .000 | .000 | .000 | .000 | .000 | .000 | .000 | .000 | .000 | .250 | .000 | .000 | .000 | .250 | .250 |



Century Engineering, Inc.

550 Bay Rd, Dover DE, 19901
Phone: 302-734-9188 Fax: 302-734-4589

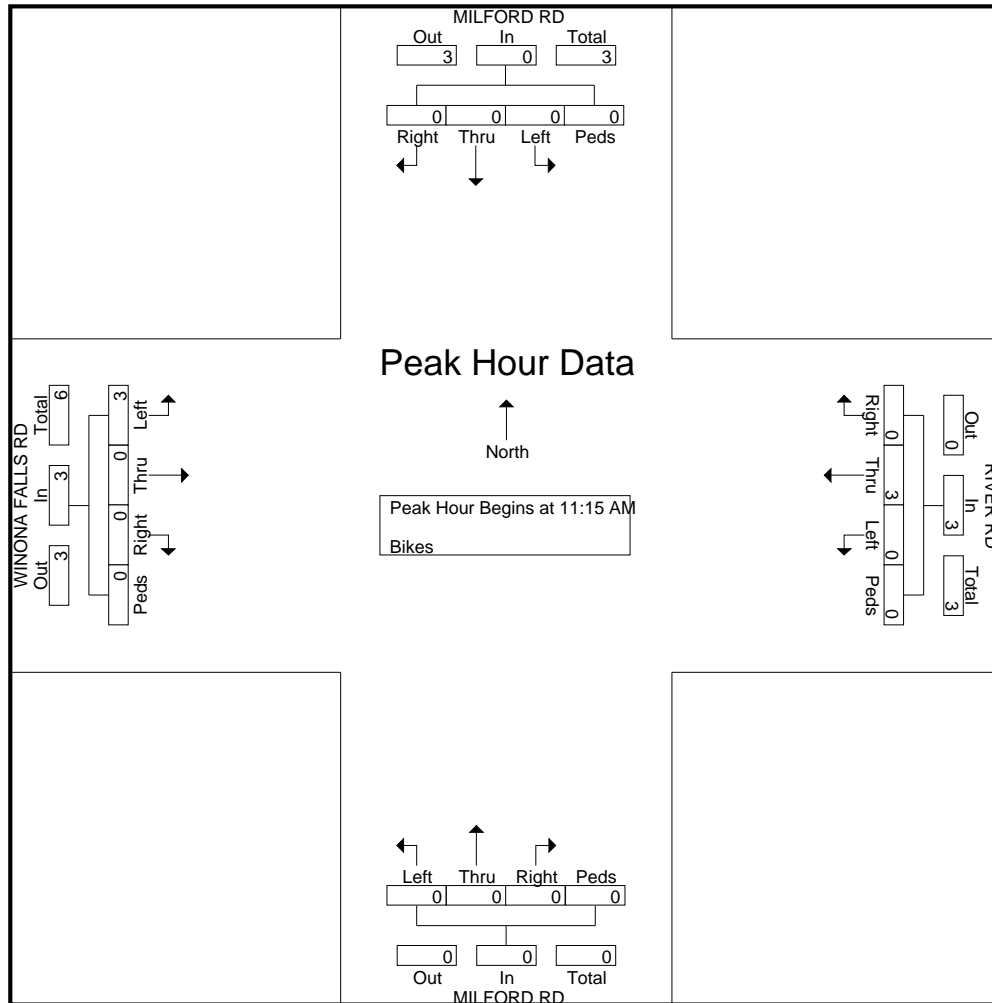
File Name : WinonaAtMilford

Site Code : 00000000

Start Date : 8/10/2021

Page No : 4

| | MILFORD RD From North | | | | | RIVER RD From East | | | | | MILFORD RD From South | | | | | WINONA FALLS RD From West | | | | | |
|---|--------------------------|------|-------|------|------------|-----------------------|------|-------|------|------------|--------------------------|------|-------|------|------------|------------------------------|------|-------|------|------------|------------|
| Start Time | Left | Thru | Right | Peds | App. Total | Left | Thru | Right | Peds | App. Total | Left | Thru | Right | Peds | App. Total | Left | Thru | Right | Peds | App. Total | Int. Total |
| Peak Hour Analysis From 11:00 AM to 01:45 PM - Peak 1 of 1 | | | | | | | | | | | | | | | | | | | | | |
| Peak Hour for Entire Intersection Begins at 11:15 AM | | | | | | | | | | | | | | | | | | | | | |
| 11:15 AM | 0 | 0 | 0 | 0 | 0 | 0 | 0 | 0 | 0 | 0 | 0 | 0 | 0 | 0 | 0 | 0 | 0 | 0 | 0 | 0 | 0 |
| 11:30 AM | 0 | 0 | 0 | 0 | 0 | 0 | 1 | 0 | 0 | 1 | 0 | 0 | 0 | 0 | 0 | 2 | 0 | 0 | 0 | 2 | 3 |
| 11:45 AM | 0 | 0 | 0 | 0 | 0 | 0 | 1 | 0 | 0 | 1 | 0 | 0 | 0 | 0 | 0 | 0 | 0 | 0 | 0 | 0 | 1 |
| 12:00 PM | 0 | 0 | 0 | 0 | 0 | 0 | 1 | 0 | 0 | 1 | 0 | 0 | 0 | 0 | 0 | 1 | 0 | 0 | 0 | 1 | 2 |
| Total Volume | 0 | 0 | 0 | 0 | 0 | 0 | 3 | 0 | 0 | 3 | 0 | 0 | 0 | 0 | 0 | 3 | 0 | 0 | 0 | 3 | 6 |
| % App. Total | 0 | 0 | 0 | 0 | 0 | 0 | 100 | 0 | 0 | | 0 | 0 | 0 | 0 | 0 | 100 | 0 | 0 | 0 | | |
| PHF | .000 | .000 | .000 | .000 | .000 | .000 | .750 | .000 | .000 | .750 | .000 | .000 | .000 | .000 | .000 | .375 | .000 | .000 | .000 | .375 | .500 |



Century Engineering, Inc.

550 Bay Rd, Dover DE, 19901
Phone: 302-734-9188 Fax: 302-734-4589

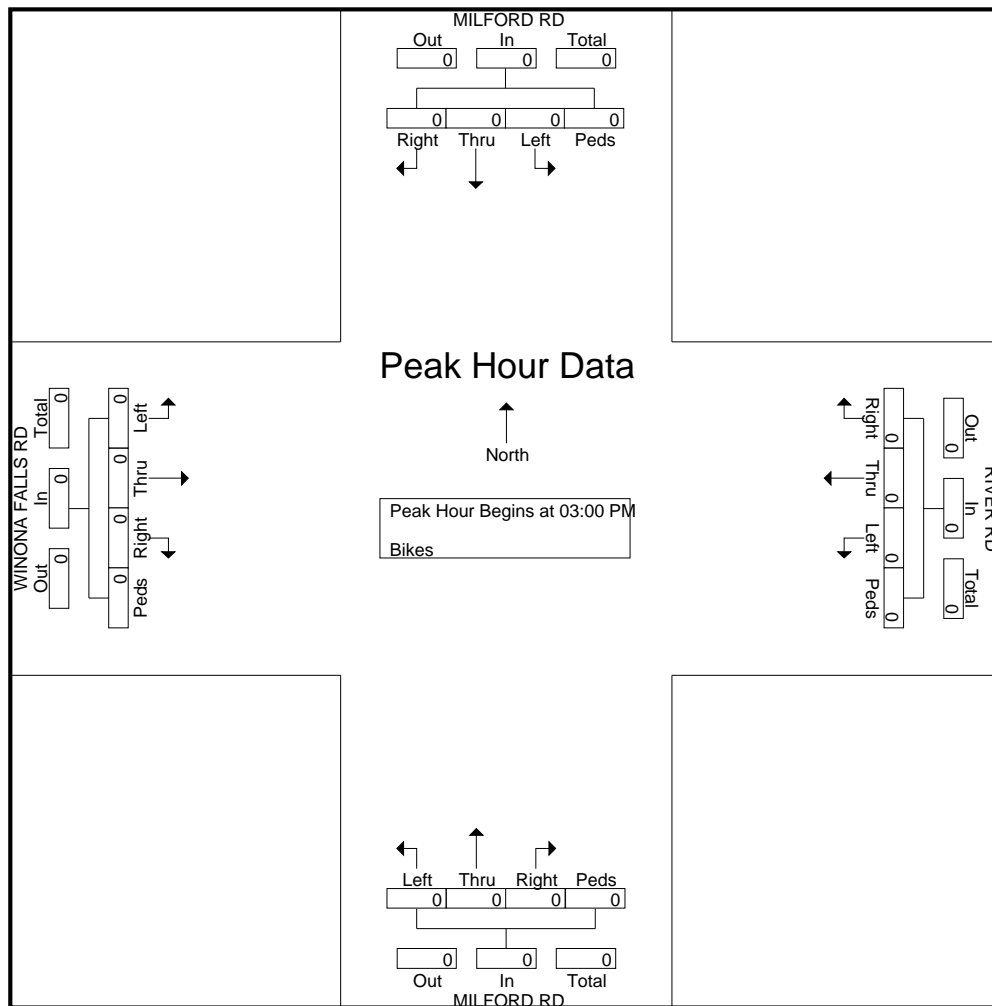
File Name : WinonaAtMilford

Site Code : 00000000

Start Date : 8/10/2021

Page No : 5

| | MILFORD RD From North | | | | | RIVER RD From East | | | | | MILFORD RD From South | | | | | WINONA FALLS RD From West | | | | | |
|---|--------------------------|------|-------|------|------------|-----------------------|------|-------|------|------------|--------------------------|------|-------|------|------------|------------------------------|------|-------|------|------------|------------|
| Start Time | Left | Thru | Right | Peds | App. Total | Left | Thru | Right | Peds | App. Total | Left | Thru | Right | Peds | App. Total | Left | Thru | Right | Peds | App. Total | Int. Total |
| Peak Hour Analysis From 03:00 PM to 05:45 PM - Peak 1 of 1 | | | | | | | | | | | | | | | | | | | | | |
| Peak Hour for Entire Intersection Begins at 03:00 PM | | | | | | | | | | | | | | | | | | | | | |
| 03:00 PM | 0 | 0 | 0 | 0 | 0 | 0 | 0 | 0 | 0 | 0 | 0 | 0 | 0 | 0 | 0 | 0 | 0 | 0 | 0 | 0 | 0 |
| 03:15 PM | 0 | 0 | 0 | 0 | 0 | 0 | 0 | 0 | 0 | 0 | 0 | 0 | 0 | 0 | 0 | 0 | 0 | 0 | 0 | 0 | 0 |
| 03:30 PM | 0 | 0 | 0 | 0 | 0 | 0 | 0 | 0 | 0 | 0 | 0 | 0 | 0 | 0 | 0 | 0 | 0 | 0 | 0 | 0 | 0 |
| 03:45 PM | 0 | 0 | 0 | 0 | 0 | 0 | 0 | 0 | 0 | 0 | 0 | 0 | 0 | 0 | 0 | 0 | 0 | 0 | 0 | 0 | 0 |
| Total Volume | 0 | 0 | 0 | 0 | 0 | 0 | 0 | 0 | 0 | 0 | 0 | 0 | 0 | 0 | 0 | 0 | 0 | 0 | 0 | 0 | 0 |
| % App. Total | 0 | 0 | 0 | 0 | 0 | 0 | 0 | 0 | 0 | 0 | 0 | 0 | 0 | 0 | 0 | 0 | 0 | 0 | 0 | 0 | 0 |
| PHF | .000 | .000 | .000 | .000 | .000 | .000 | .000 | .000 | .000 | .000 | .000 | .000 | .000 | .000 | .000 | .000 | .000 | .000 | .000 | .000 | .000 |



Century Engineering, Inc.

550 Bay Rd, Dover DE, 19901
Phone: 302-734-9188 Fax: 302-734-4589

Intersection: MilfordRd @ Winona FallsRd

Counted By: Mike K

Date: 8/10/2021

Weather: Overcast 80

File Name : WinonaAtMilford

Site Code : 00000000

Start Date : 8/10/2021

Page No : 1

Groups Printed- Trucks

| Start Time | MILFORD RD From North | | | | | RIVER RD From East | | | | | MILFORD RD From South | | | | | WINONA FALLS RD From West | | | | | Int. Total |
|------------|--------------------------|------|-------|------|------------|-----------------------|------|-------|------|------------|--------------------------|------|-------|------|------------|------------------------------|------|-------|------|------------|------------|
| | Left | Thru | Right | Peds | App. Total | Left | Thru | Right | Peds | App. Total | Left | Thru | Right | Peds | App. Total | Left | Thru | Right | Peds | App. Total | |
| 07:00 AM | 0 | 0 | 0 | 0 | 0 | 0 | 0 | 0 | 0 | 0 | 0 | 1 | 0 | 0 | 1 | 0 | 0 | 1 | 0 | 1 | 2 |
| 07:15 AM | 0 | 2 | 0 | 0 | 2 | 0 | 0 | 0 | 0 | 0 | 1 | 3 | 0 | 0 | 4 | 0 | 0 | 0 | 0 | 0 | 6 |
| 07:30 AM | 0 | 1 | 0 | 0 | 1 | 0 | 0 | 0 | 0 | 0 | 1 | 5 | 0 | 0 | 6 | 0 | 0 | 0 | 0 | 0 | 7 |
| 07:45 AM | 0 | 1 | 0 | 0 | 1 | 0 | 0 | 0 | 0 | 0 | 0 | 4 | 0 | 0 | 4 | 0 | 0 | 0 | 0 | 0 | 5 |
| Total | 0 | 4 | 0 | 0 | 4 | 0 | 0 | 0 | 0 | 0 | 2 | 13 | 0 | 0 | 15 | 0 | 0 | 1 | 0 | 1 | 20 |
| 08:00 AM | 0 | 0 | 0 | 0 | 0 | 0 | 0 | 0 | 0 | 0 | 1 | 2 | 0 | 0 | 3 | 0 | 0 | 0 | 0 | 0 | 3 |
| 08:15 AM | 0 | 4 | 1 | 0 | 5 | 0 | 0 | 1 | 0 | 1 | 0 | 5 | 0 | 0 | 5 | 0 | 0 | 0 | 0 | 0 | 11 |
| 08:30 AM | 0 | 0 | 1 | 0 | 1 | 0 | 0 | 0 | 0 | 0 | 1 | 3 | 0 | 0 | 4 | 2 | 0 | 0 | 0 | 2 | 7 |
| 08:45 AM | 0 | 2 | 0 | 0 | 2 | 0 | 0 | 0 | 0 | 0 | 0 | 3 | 0 | 0 | 3 | 0 | 0 | 1 | 0 | 1 | 6 |
| Total | 0 | 6 | 2 | 0 | 8 | 0 | 0 | 1 | 0 | 1 | 2 | 13 | 0 | 0 | 15 | 2 | 0 | 1 | 0 | 3 | 27 |

*** BREAK ***

| | | | | | | | | | | | | | | | | | | | | | |
|----------|---|----|---|---|----|---|---|---|---|---|----|---|---|---|----|---|---|---|---|----|----|
| 11:00 AM | 0 | 6 | 0 | 0 | 6 | 0 | 0 | 0 | 0 | 0 | 3 | 0 | 0 | 0 | 3 | 0 | 2 | 3 | 0 | 5 | 14 |
| 11:15 AM | 0 | 2 | 0 | 0 | 2 | 0 | 0 | 0 | 0 | 0 | 2 | 0 | 0 | 0 | 2 | 0 | 3 | 0 | 0 | 3 | 7 |
| 11:30 AM | 0 | 2 | 0 | 0 | 2 | 0 | 0 | 0 | 0 | 0 | 0 | 0 | 0 | 0 | 0 | 0 | 2 | 1 | 0 | 3 | 5 |
| 11:45 AM | 0 | 1 | 0 | 0 | 1 | 0 | 0 | 0 | 0 | 0 | 1 | 0 | 0 | 0 | 1 | 0 | 0 | 2 | 0 | 2 | 4 |
| Total | 0 | 11 | 0 | 0 | 11 | 0 | 0 | 0 | 0 | 0 | 6 | 0 | 0 | 0 | 6 | 0 | 7 | 6 | 0 | 13 | 30 |
| 12:00 PM | 0 | 4 | 0 | 0 | 4 | 0 | 0 | 0 | 0 | 0 | 0 | 0 | 0 | 0 | 0 | 0 | 0 | 0 | 0 | 0 | 4 |
| 12:15 PM | 0 | 1 | 1 | 0 | 2 | 0 | 0 | 0 | 0 | 0 | 1 | 0 | 0 | 0 | 1 | 0 | 1 | 0 | 0 | 1 | 4 |
| 12:30 PM | 0 | 2 | 0 | 0 | 2 | 0 | 0 | 0 | 0 | 0 | 8 | 0 | 0 | 0 | 8 | 0 | 3 | 2 | 0 | 5 | 15 |
| 12:45 PM | 0 | 2 | 1 | 0 | 3 | 0 | 0 | 0 | 0 | 0 | 4 | 0 | 0 | 0 | 4 | 0 | 0 | 0 | 0 | 0 | 7 |
| Total | 0 | 9 | 2 | 0 | 11 | 0 | 0 | 0 | 0 | 0 | 13 | 0 | 0 | 0 | 13 | 0 | 4 | 2 | 0 | 6 | 30 |
| 01:00 PM | 0 | 3 | 0 | 0 | 3 | 0 | 0 | 0 | 0 | 0 | 0 | 0 | 0 | 0 | 0 | 0 | 1 | 0 | 0 | 1 | 4 |
| 01:15 PM | 0 | 3 | 1 | 0 | 4 | 0 | 0 | 1 | 0 | 1 | 1 | 0 | 0 | 0 | 1 | 0 | 0 | 1 | 0 | 1 | 7 |
| 01:30 PM | 0 | 3 | 0 | 0 | 3 | 0 | 0 | 0 | 0 | 0 | 5 | 0 | 0 | 0 | 5 | 0 | 2 | 1 | 0 | 3 | 11 |
| 01:45 PM | 0 | 1 | 0 | 0 | 1 | 0 | 0 | 0 | 0 | 0 | 1 | 0 | 0 | 0 | 1 | 0 | 2 | 0 | 0 | 2 | 4 |
| Total | 0 | 10 | 1 | 0 | 11 | 0 | 0 | 1 | 0 | 1 | 7 | 0 | 0 | 0 | 7 | 0 | 5 | 2 | 0 | 7 | 26 |

*** BREAK ***

| | | | | | | | | | | | | | | | | | | | | | |
|----------|---|---|---|---|---|---|---|---|---|---|---|---|---|---|----|---|---|---|---|---|----|
| 03:00 PM | 0 | 1 | 0 | 0 | 1 | 1 | 0 | 0 | 0 | 1 | 3 | 1 | 0 | 0 | 4 | 0 | 0 | 0 | 0 | 0 | 6 |
| 03:15 PM | 0 | 0 | 0 | 0 | 0 | 0 | 0 | 0 | 0 | 0 | 2 | 1 | 0 | 0 | 3 | 0 | 0 | 3 | 0 | 3 | 6 |
| 03:30 PM | 0 | 0 | 1 | 0 | 1 | 0 | 0 | 0 | 0 | 0 | 1 | 1 | 0 | 0 | 2 | 0 | 0 | 1 | 0 | 1 | 4 |
| 03:45 PM | 0 | 7 | 0 | 0 | 7 | 0 | 0 | 0 | 0 | 0 | 1 | 1 | 0 | 0 | 2 | 1 | 0 | 1 | 0 | 2 | 11 |
| Total | 0 | 8 | 1 | 0 | 9 | 1 | 0 | 0 | 0 | 1 | 7 | 4 | 0 | 0 | 11 | 1 | 0 | 5 | 0 | 6 | 27 |
| 04:00 PM | 0 | 1 | 0 | 0 | 1 | 0 | 0 | 0 | 0 | 0 | 0 | 2 | 0 | 0 | 2 | 0 | 0 | 0 | 0 | 0 | 3 |
| 04:15 PM | 0 | 1 | 0 | 0 | 1 | 0 | 0 | 0 | 0 | 0 | 1 | 1 | 0 | 0 | 2 | 0 | 0 | 2 | 0 | 2 | 5 |
| 04:30 PM | 0 | 1 | 0 | 0 | 1 | 0 | 0 | 0 | 0 | 0 | 1 | 1 | 0 | 0 | 2 | 0 | 0 | 1 | 0 | 1 | 4 |
| 04:45 PM | 0 | 0 | 0 | 0 | 0 | 0 | 0 | 0 | 0 | 0 | 0 | 0 | 0 | 0 | 0 | 0 | 0 | 2 | 0 | 2 | 2 |
| Total | 0 | 3 | 0 | 0 | 3 | 0 | 0 | 0 | 0 | 0 | 2 | 4 | 0 | 0 | 6 | 0 | 0 | 5 | 0 | 5 | 14 |
| 05:00 PM | 0 | 1 | 0 | 0 | 1 | 0 | 0 | 0 | 0 | 0 | 0 | 2 | 0 | 0 | 2 | 1 | 0 | 0 | 0 | 1 | 4 |
| 05:15 PM | 0 | 1 | 0 | 0 | 1 | 0 | 0 | 0 | 0 | 0 | 0 | 0 | 0 | 0 | 0 | 0 | 0 | 1 | 0 | 1 | 2 |
| 05:30 PM | 0 | 3 | 0 | 0 | 3 | 0 | 0 | 0 | 0 | 0 | 1 | 1 | 0 | 0 | 2 | 0 | 0 | 1 | 0 | 1 | 6 |
| 05:45 PM | 0 | 0 | 0 | 0 | 0 | 0 | 0 | 0 | 0 | 0 | 1 | 1 | 0 | 0 | 2 | 0 | 0 | 0 | 0 | 0 | 2 |
| Total | 0 | 5 | 0 | 0 | 5 | 0 | 0 | 0 | 0 | 0 | 2 | 4 | 0 | 0 | 6 | 1 | 0 | 2 | 0 | 3 | 14 |

Century Engineering, Inc.

550 Bay Rd, Dover DE, 19901
Phone: 302-734-9188 Fax: 302-734-4589

File Name : WinonaAtMilford

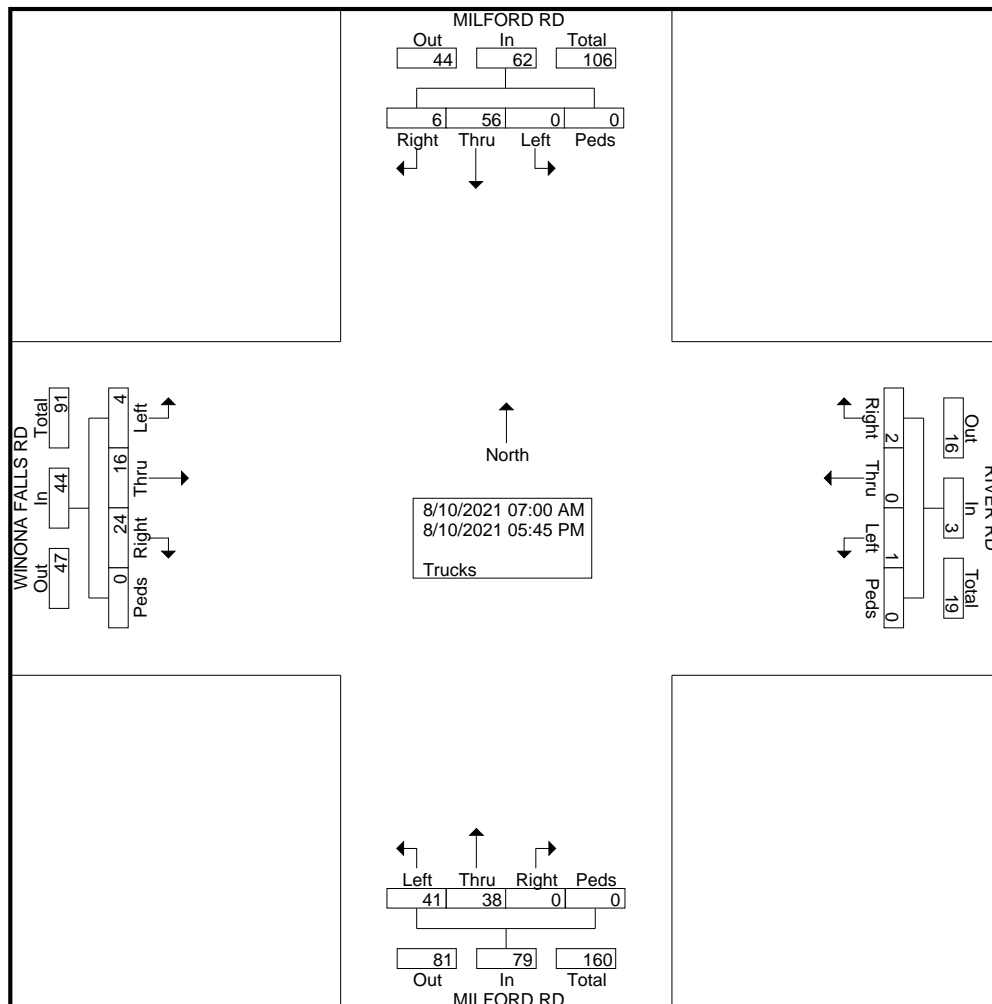
Site Code : 00000000

Start Date : 8/10/2021

Page No : 2

Groups Printed- Trucks

| | MILFORD RD From North | | | | | RIVER RD From East | | | | | MILFORD RD From South | | | | | WINONA FALLS RD From West | | | | | |
|-------------|--------------------------|------|-------|------|------------|-----------------------|------|-------|------|------------|--------------------------|------|-------|------|------------|------------------------------|------|-------|------|------------|------------|
| | Left | Thru | Right | Peds | App. Total | Left | Thru | Right | Peds | App. Total | Left | Thru | Right | Peds | App. Total | Left | Thru | Right | Peds | App. Total | Int. Total |
| Grand Total | 0 | 56 | 6 | 0 | 62 | 1 | 0 | 2 | 0 | 3 | 41 | 38 | 0 | 0 | 79 | 4 | 16 | 24 | 0 | 44 | 188 |
| Apprch % | 0 | 90.3 | 9.7 | 0 | | 33.3 | 0 | 66.7 | 0 | | 51.9 | 48.1 | 0 | 0 | | 9.1 | 36.4 | 54.5 | 0 | | |
| Total % | 0 | 29.8 | 3.2 | 0 | 33 | 0.5 | 0 | 1.1 | 0 | 1.6 | 21.8 | 20.2 | 0 | 0 | 42 | 2.1 | 8.5 | 12.8 | 0 | 23.4 | |



Century Engineering, Inc.

550 Bay Rd, Dover DE, 19901
Phone: 302-734-9188 Fax: 302-734-4589

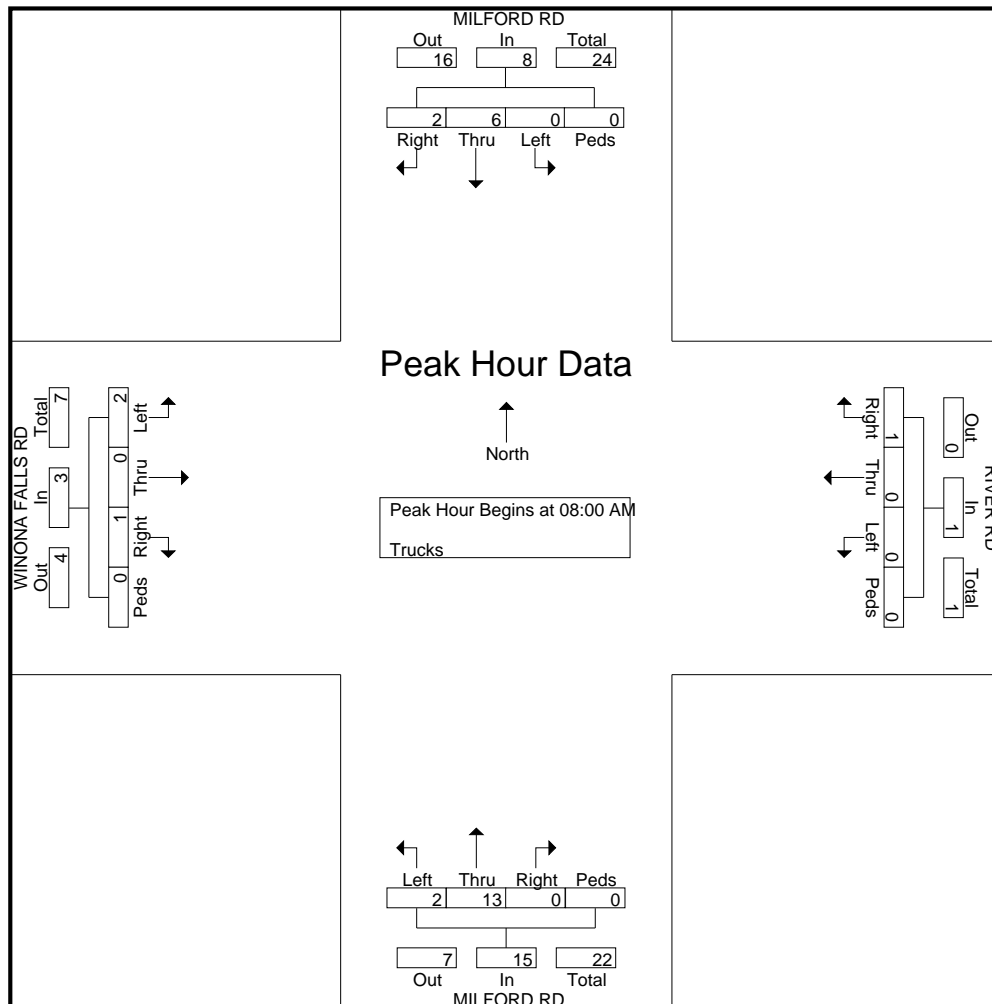
File Name : WinonaAtMilford

Site Code : 00000000

Start Date : 8/10/2021

Page No : 3

| | MILFORD RD From North | | | | | RIVER RD From East | | | | | MILFORD RD From South | | | | | WINONA FALLS RD From West | | | | | |
|---|--------------------------|------|-------|------|------------|-----------------------|------|-------|------|------------|--------------------------|------|-------|------|------------|------------------------------|------|-------|------|------------|------------|
| Start Time | Left | Thru | Right | Peds | App. Total | Left | Thru | Right | Peds | App. Total | Left | Thru | Right | Peds | App. Total | Left | Thru | Right | Peds | App. Total | Int. Total |
| Peak Hour Analysis From 07:00 AM to 08:45 AM - Peak 1 of 1 | | | | | | | | | | | | | | | | | | | | | |
| Peak Hour for Entire Intersection Begins at 08:00 AM | | | | | | | | | | | | | | | | | | | | | |
| 08:00 AM | 0 | 0 | 0 | 0 | 0 | 0 | 0 | 0 | 0 | 0 | 1 | 2 | 0 | 0 | 3 | 0 | 0 | 0 | 0 | 0 | 3 |
| 08:15 AM | 0 | 4 | 1 | 0 | 5 | 0 | 0 | 1 | 0 | 1 | 0 | 5 | 0 | 0 | 5 | 0 | 0 | 0 | 0 | 0 | 11 |
| 08:30 AM | 0 | 0 | 1 | 0 | 1 | 0 | 0 | 0 | 0 | 0 | 1 | 3 | 0 | 0 | 4 | 2 | 0 | 0 | 0 | 2 | 7 |
| 08:45 AM | 0 | 2 | 0 | 0 | 2 | 0 | 0 | 0 | 0 | 0 | 0 | 3 | 0 | 0 | 3 | 0 | 0 | 1 | 0 | 1 | 6 |
| Total Volume | 0 | 6 | 2 | 0 | 8 | 0 | 0 | 1 | 0 | 1 | 2 | 13 | 0 | 0 | 15 | 2 | 0 | 1 | 0 | 3 | 27 |
| % App. Total | 0 | 75 | 25 | 0 | | 0 | 0 | 100 | 0 | | 13.3 | 86.7 | 0 | 0 | | 66.7 | 0 | 33.3 | 0 | | |
| PHF | .000 | .375 | .500 | .000 | .400 | .000 | .000 | .250 | .000 | .250 | .500 | .650 | .000 | .000 | .750 | .250 | .000 | .250 | .000 | .375 | .614 |



Century Engineering, Inc.

550 Bay Rd, Dover DE, 19901
Phone: 302-734-9188 Fax: 302-734-4589

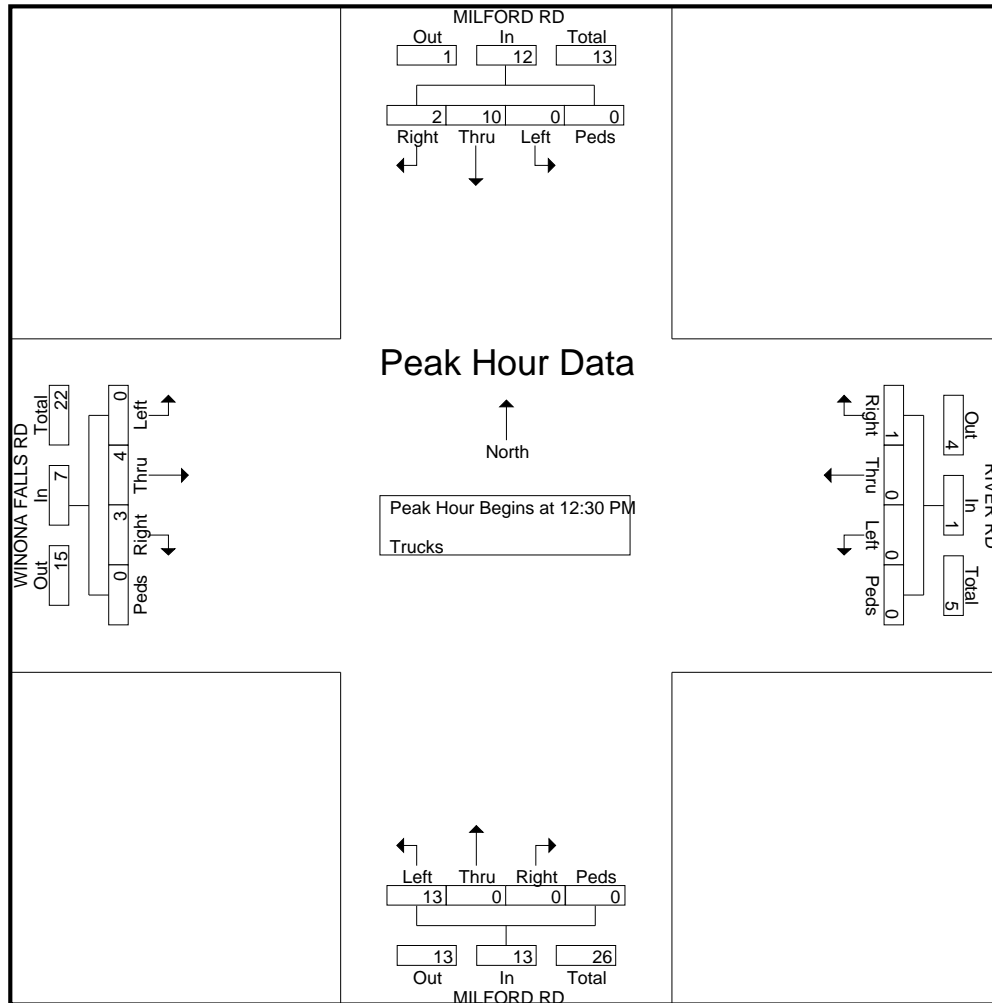
File Name : WinonaAtMilford

Site Code : 00000000

Start Date : 8/10/2021

Page No : 4

| | MILFORD RD From North | | | | | RIVER RD From East | | | | | MILFORD RD From South | | | | | WINONA FALLS RD From West | | | | | |
|---|--------------------------|------|-------|------|------------|-----------------------|------|-------|------|------------|--------------------------|------|-------|------|------------|------------------------------|------|-------|------|------------|------------|
| Start Time | Left | Thru | Right | Peds | App. Total | Left | Thru | Right | Peds | App. Total | Left | Thru | Right | Peds | App. Total | Left | Thru | Right | Peds | App. Total | Int. Total |
| Peak Hour Analysis From 11:00 AM to 01:45 PM - Peak 1 of 1 | | | | | | | | | | | | | | | | | | | | | |
| Peak Hour for Entire Intersection Begins at 12:30 PM | | | | | | | | | | | | | | | | | | | | | |
| 12:30 PM | 0 | 2 | 0 | 0 | 2 | 0 | 0 | 0 | 0 | 0 | 8 | 0 | 0 | 0 | 8 | 0 | 3 | 2 | 0 | 5 | 15 |
| 12:45 PM | 0 | 2 | 1 | 0 | 3 | 0 | 0 | 0 | 0 | 0 | 4 | 0 | 0 | 0 | 4 | 0 | 0 | 0 | 0 | 0 | 7 |
| 01:00 PM | 0 | 3 | 0 | 0 | 3 | 0 | 0 | 0 | 0 | 0 | 0 | 0 | 0 | 0 | 0 | 0 | 1 | 0 | 0 | 1 | 4 |
| 01:15 PM | 0 | 3 | 1 | 0 | 4 | 0 | 0 | 1 | 0 | 1 | 1 | 0 | 0 | 0 | 1 | 0 | 0 | 1 | 0 | 1 | 7 |
| Total Volume | 0 | 10 | 2 | 0 | 12 | 0 | 0 | 1 | 0 | 1 | 13 | 0 | 0 | 0 | 13 | 0 | 4 | 3 | 0 | 7 | 33 |
| % App. Total | 0 | 83.3 | 16.7 | 0 | | 0 | 0 | 100 | 0 | | 100 | 0 | 0 | 0 | | 0 | 57.1 | 42.9 | 0 | | |
| PHF | .000 | .833 | .500 | .000 | .750 | .000 | .000 | .250 | .000 | .250 | .406 | .000 | .000 | .000 | .406 | .000 | .333 | .375 | .000 | .350 | .550 |



Century Engineering, Inc.

550 Bay Rd, Dover DE, 19901
Phone: 302-734-9188 Fax: 302-734-4589

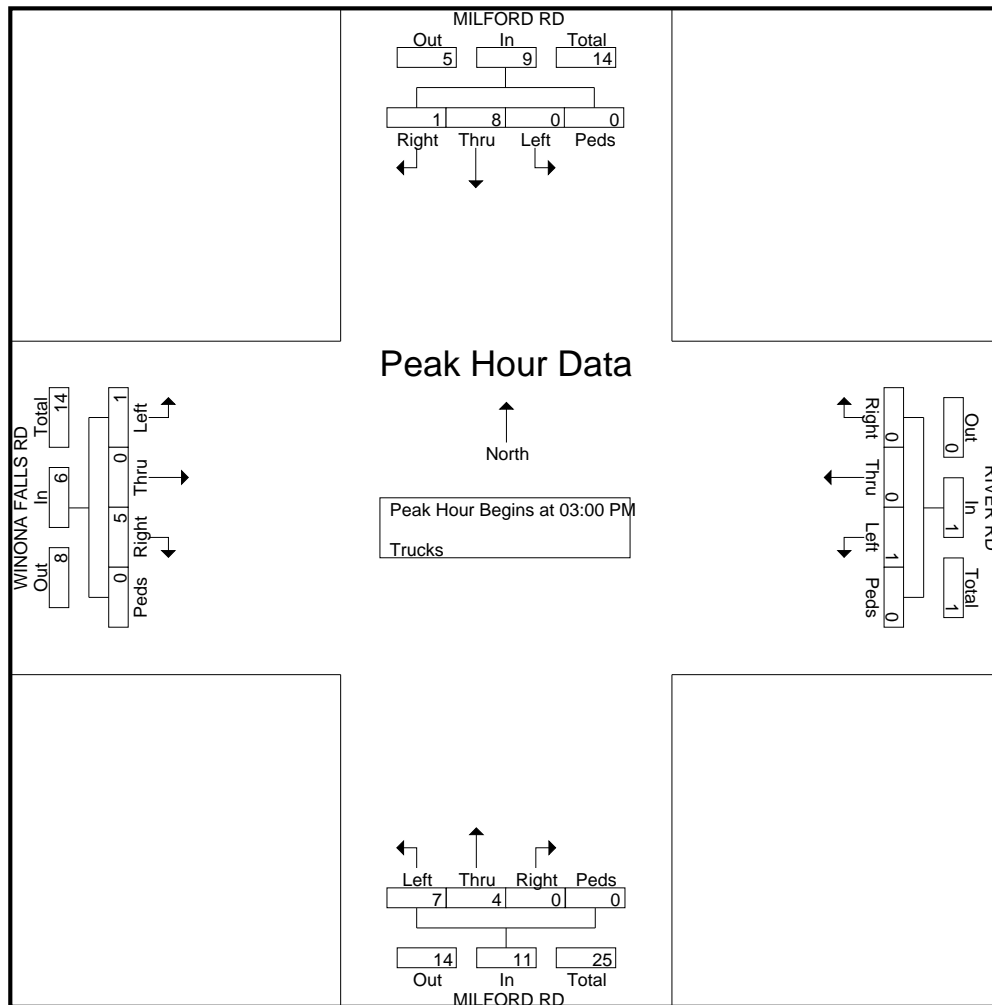
File Name : WinonaAtMilford

Site Code : 00000000

Start Date : 8/10/2021

Page No : 5

| | MILFORD RD From North | | | | | RIVER RD From East | | | | | MILFORD RD From South | | | | | WINONA FALLS RD From West | | | | | |
|---|--------------------------|------|-------|------|------------|-----------------------|------|-------|------|------------|--------------------------|----------|-------|------|------------|------------------------------|------|-------|------|------------|------------|
| Start Time | Left | Thru | Right | Peds | App. Total | Left | Thru | Right | Peds | App. Total | Left | Thru | Right | Peds | App. Total | Left | Thru | Right | Peds | App. Total | Int. Total |
| Peak Hour Analysis From 03:00 PM to 05:45 PM - Peak 1 of 1 | | | | | | | | | | | | | | | | | | | | | |
| Peak Hour for Entire Intersection Begins at 03:00 PM | | | | | | | | | | | | | | | | | | | | | |
| 03:00 PM | 0 | 1 | 0 | 0 | 1 | 1 | 0 | 0 | 0 | 1 | 3 | 1 | 0 | 0 | 4 | 0 | 0 | 0 | 0 | 0 | 6 |
| 03:15 PM | 0 | 0 | 0 | 0 | 0 | 0 | 0 | 0 | 0 | 0 | 2 | 1 | 0 | 0 | 3 | 0 | 0 | 3 | 0 | 3 | 6 |
| 03:30 PM | 0 | 0 | 1 | 0 | 1 | 0 | 0 | 0 | 0 | 0 | 1 | 1 | 0 | 0 | 2 | 0 | 0 | 1 | 0 | 1 | 4 |
| 03:45 PM | 0 | 7 | 0 | 0 | 7 | 0 | 0 | 0 | 0 | 0 | 1 | 1 | 0 | 0 | 2 | 1 | 0 | 1 | 0 | 2 | 11 |
| Total Volume | 0 | 8 | 1 | 0 | 9 | 1 | 0 | 0 | 0 | 1 | 7 | 4 | 0 | 0 | 11 | 1 | 0 | 5 | 0 | 6 | 27 |
| % App. Total | 0 | 88.9 | 11.1 | 0 | | 100 | 0 | 0 | 0 | | 63.6 | 36.4 | 0 | 0 | | 16.7 | 0 | 83.3 | 0 | | |
| PHF | .000 | .286 | .250 | .000 | .321 | .250 | .000 | .000 | .000 | .250 | .583 | 1.0 0 | .000 | .000 | .688 | .250 | .000 | .417 | .000 | .500 | .614 |



Century Engineering, Inc.

550 Bay Rd, Dover DE, 19901
Phone: 302-734-9188 Fax: 302-734-4589

Intersection: MilfordRd @ Winona FallsRd

Counted By: Mike K

Date: 8/10/2021

Weather: Overcast 80

File Name : WinonaAtMilford

Site Code : 00000000

Start Date : 8/10/2021

Page No : 1

Groups Printed- Cars - Trucks - Bikes

| Start Time | MILFORD RD From North | | | | | RIVER RD From East | | | | | MILFORD RD From South | | | | | WINONA FALLS RD From West | | | | | Int. Total |
|------------|--------------------------|------|-------|------|------------|-----------------------|------|-------|------|------------|--------------------------|------|-------|------|------------|------------------------------|------|-------|------|------------|------------|
| | Left | Thru | Right | Peds | App. Total | Left | Thru | Right | Peds | App. Total | Left | Thru | Right | Peds | App. Total | Left | Thru | Right | Peds | App. Total | |
| 07:00 AM | 1 | 63 | 1 | 0 | 65 | 1 | 2 | 0 | 0 | 3 | 22 | 30 | 2 | 0 | 54 | 4 | 3 | 48 | 0 | 55 | 177 |
| 07:15 AM | 3 | 69 | 1 | 0 | 73 | 3 | 0 | 0 | 0 | 3 | 11 | 39 | 4 | 0 | 54 | 7 | 8 | 48 | 0 | 63 | 193 |
| 07:30 AM | 3 | 90 | 0 | 0 | 93 | 4 | 1 | 0 | 0 | 5 | 24 | 42 | 2 | 0 | 68 | 11 | 3 | 54 | 0 | 68 | 234 |
| 07:45 AM | 3 | 86 | 0 | 0 | 89 | 2 | 3 | 0 | 0 | 5 | 22 | 38 | 4 | 0 | 64 | 15 | 7 | 56 | 0 | 78 | 236 |
| Total | 10 | 308 | 2 | 0 | 320 | 10 | 6 | 0 | 0 | 16 | 79 | 149 | 12 | 0 | 240 | 37 | 21 | 206 | 0 | 264 | 840 |
| 08:00 AM | 2 | 76 | 3 | 0 | 81 | 2 | 1 | 3 | 0 | 6 | 23 | 49 | 4 | 0 | 76 | 10 | 3 | 36 | 0 | 49 | 212 |
| 08:15 AM | 5 | 80 | 2 | 0 | 87 | 5 | 4 | 2 | 0 | 11 | 25 | 42 | 4 | 0 | 71 | 13 | 5 | 53 | 0 | 71 | 240 |
| 08:30 AM | 3 | 89 | 4 | 0 | 96 | 4 | 3 | 2 | 0 | 9 | 33 | 55 | 2 | 0 | 90 | 4 | 6 | 46 | 0 | 56 | 251 |
| 08:45 AM | 5 | 67 | 3 | 0 | 75 | 1 | 3 | 1 | 0 | 5 | 26 | 55 | 2 | 0 | 83 | 9 | 1 | 61 | 0 | 71 | 234 |
| Total | 15 | 312 | 12 | 0 | 339 | 12 | 11 | 8 | 0 | 31 | 107 | 201 | 12 | 0 | 320 | 36 | 15 | 196 | 0 | 247 | 937 |

*** BREAK ***

| | | | | | | | | | | | | | | | | | | | | | |
|----------|----|-----|----|---|-----|----|----|----|---|----|-----|-----|----|---|-----|----|----|-----|---|-----|------|
| 11:00 AM | 3 | 86 | 3 | 0 | 92 | 9 | 0 | 3 | 0 | 12 | 34 | 70 | 6 | 0 | 110 | 8 | 5 | 37 | 0 | 50 | 264 |
| 11:15 AM | 5 | 70 | 5 | 0 | 80 | 3 | 4 | 2 | 0 | 9 | 40 | 88 | 5 | 0 | 133 | 1 | 6 | 44 | 0 | 51 | 273 |
| 11:30 AM | 6 | 108 | 6 | 0 | 120 | 8 | 3 | 4 | 0 | 15 | 50 | 81 | 6 | 0 | 137 | 13 | 9 | 41 | 0 | 63 | 335 |
| 11:45 AM | 2 | 75 | 1 | 0 | 78 | 7 | 6 | 3 | 0 | 16 | 51 | 91 | 5 | 0 | 147 | 10 | 4 | 66 | 0 | 80 | 321 |
| Total | 16 | 339 | 15 | 0 | 370 | 27 | 13 | 12 | 0 | 52 | 175 | 330 | 22 | 0 | 527 | 32 | 24 | 188 | 0 | 244 | 1193 |
| 12:00 PM | 3 | 86 | 1 | 0 | 90 | 4 | 2 | 3 | 0 | 9 | 37 | 61 | 3 | 0 | 101 | 10 | 5 | 49 | 0 | 64 | 264 |
| 12:15 PM | 4 | 84 | 6 | 0 | 94 | 7 | 4 | 3 | 0 | 14 | 53 | 85 | 5 | 0 | 143 | 11 | 5 | 53 | 0 | 69 | 320 |
| 12:30 PM | 2 | 101 | 5 | 0 | 108 | 6 | 3 | 3 | 0 | 12 | 55 | 88 | 2 | 0 | 145 | 14 | 4 | 48 | 0 | 66 | 331 |
| 12:45 PM | 1 | 92 | 3 | 0 | 96 | 5 | 3 | 1 | 0 | 9 | 46 | 94 | 2 | 0 | 142 | 10 | 3 | 41 | 0 | 54 | 301 |
| Total | 10 | 363 | 15 | 0 | 388 | 22 | 12 | 10 | 0 | 44 | 191 | 328 | 12 | 0 | 531 | 45 | 17 | 191 | 0 | 253 | 1216 |
| 01:00 PM | 3 | 92 | 4 | 0 | 99 | 9 | 1 | 4 | 0 | 14 | 61 | 74 | 3 | 0 | 138 | 10 | 3 | 45 | 0 | 58 | 309 |
| 01:15 PM | 2 | 89 | 11 | 0 | 102 | 3 | 1 | 4 | 0 | 8 | 53 | 90 | 3 | 0 | 146 | 9 | 3 | 49 | 0 | 61 | 317 |
| 01:30 PM | 8 | 114 | 9 | 0 | 131 | 1 | 0 | 1 | 0 | 2 | 50 | 91 | 4 | 0 | 145 | 7 | 5 | 43 | 0 | 55 | 333 |
| 01:45 PM | 7 | 93 | 6 | 0 | 106 | 4 | 2 | 9 | 0 | 15 | 56 | 92 | 11 | 0 | 159 | 3 | 6 | 41 | 0 | 50 | 330 |
| Total | 20 | 388 | 30 | 0 | 438 | 17 | 4 | 18 | 0 | 39 | 220 | 347 | 21 | 0 | 588 | 29 | 17 | 178 | 0 | 224 | 1289 |

*** BREAK ***

| | | | | | | | | | | | | | | | | | | | | | |
|----------|----|-----|----|---|-----|----|----|---|---|----|-----|-----|----|---|-----|----|----|-----|---|-----|------|
| 03:00 PM | 4 | 99 | 7 | 0 | 110 | 9 | 1 | 1 | 0 | 11 | 64 | 74 | 3 | 0 | 141 | 4 | 4 | 40 | 0 | 48 | 310 |
| 03:15 PM | 2 | 95 | 7 | 0 | 104 | 4 | 2 | 3 | 0 | 9 | 72 | 103 | 6 | 0 | 181 | 14 | 5 | 38 | 0 | 57 | 351 |
| 03:30 PM | 3 | 95 | 4 | 0 | 102 | 7 | 4 | 1 | 0 | 12 | 64 | 94 | 1 | 0 | 159 | 8 | 2 | 35 | 0 | 45 | 318 |
| 03:45 PM | 3 | 96 | 5 | 0 | 104 | 4 | 4 | 1 | 0 | 9 | 76 | 83 | 7 | 0 | 166 | 10 | 5 | 35 | 0 | 50 | 329 |
| Total | 12 | 385 | 23 | 0 | 420 | 24 | 11 | 6 | 0 | 41 | 276 | 354 | 17 | 0 | 647 | 36 | 16 | 148 | 0 | 200 | 1308 |
| 04:00 PM | 5 | 97 | 6 | 0 | 108 | 8 | 3 | 2 | 0 | 13 | 65 | 92 | 2 | 0 | 159 | 9 | 3 | 43 | 0 | 55 | 335 |
| 04:15 PM | 5 | 83 | 4 | 0 | 92 | 7 | 6 | 3 | 0 | 16 | 73 | 90 | 6 | 0 | 169 | 9 | 3 | 51 | 0 | 63 | 340 |
| 04:30 PM | 4 | 95 | 7 | 0 | 106 | 5 | 6 | 1 | 0 | 12 | 75 | 90 | 5 | 0 | 170 | 4 | 3 | 42 | 0 | 49 | 337 |
| 04:45 PM | 4 | 90 | 0 | 0 | 94 | 6 | 2 | 2 | 0 | 10 | 85 | 98 | 4 | 0 | 187 | 8 | 0 | 43 | 0 | 51 | 342 |
| Total | 18 | 365 | 17 | 0 | 400 | 26 | 17 | 8 | 0 | 51 | 298 | 370 | 17 | 0 | 685 | 30 | 9 | 179 | 0 | 218 | 1354 |
| 05:00 PM | 2 | 74 | 6 | 0 | 82 | 10 | 4 | 1 | 0 | 15 | 83 | 106 | 8 | 0 | 197 | 10 | 6 | 42 | 0 | 58 | 352 |
| 05:15 PM | 7 | 94 | 4 | 0 | 105 | 9 | 7 | 3 | 0 | 19 | 82 | 92 | 4 | 0 | 178 | 8 | 3 | 44 | 0 | 55 | 357 |
| 05:30 PM | 3 | 82 | 6 | 0 | 91 | 5 | 4 | 0 | 0 | 9 | 89 | 117 | 8 | 0 | 214 | 12 | 3 | 37 | 0 | 52 | 366 |
| 05:45 PM | 2 | 65 | 6 | 0 | 73 | 5 | 3 | 1 | 0 | 9 | 69 | 83 | 3 | 0 | 155 | 7 | 0 | 38 | 0 | 45 | 282 |
| Total | 14 | 315 | 22 | 0 | 351 | 29 | 18 | 5 | 0 | 52 | 323 | 398 | 23 | 0 | 744 | 37 | 12 | 161 | 0 | 210 | 1357 |

Century Engineering, Inc.

550 Bay Rd, Dover DE, 19901
Phone: 302-734-9188 Fax: 302-734-4589

File Name : WinonaAtMilford

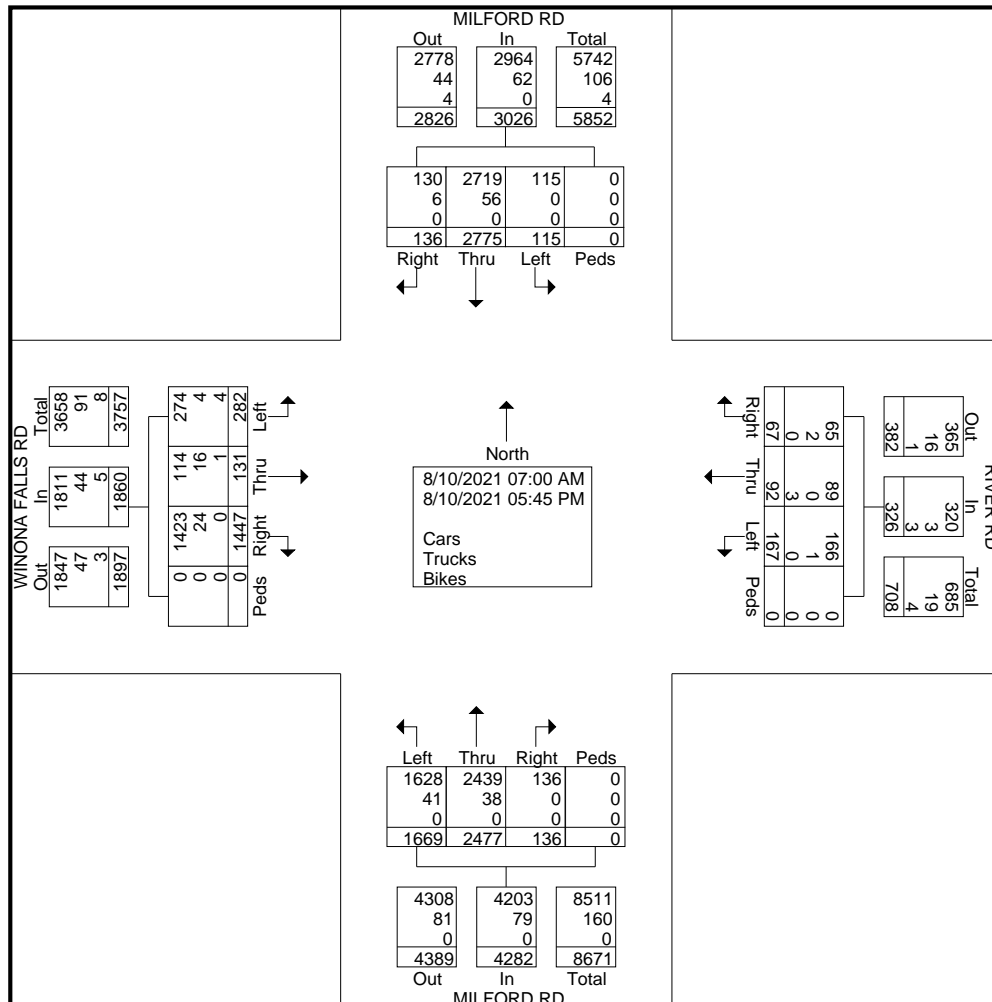
Site Code : 00000000

Start Date : 8/10/2021

Page No : 2

Groups Printed- Cars - Trucks - Bikes

| | MILFORD RD From North | | | | | RIVER RD From East | | | | | MILFORD RD From South | | | | | WINONA FALLS RD From West | | | | | |
|-------------|--------------------------|------|-------|------|------------|-----------------------|------|-------|------|------------|--------------------------|------|-------|------|------------|------------------------------|------|-------|------|------------|------------|
| | Left | Thru | Right | Peds | App. Total | Left | Thru | Right | Peds | App. Total | Left | Thru | Right | Peds | App. Total | Left | Thru | Right | Peds | App. Total | Int. Total |
| Grand Total | 115 | 2775 | 136 | 0 | 3026 | 167 | 92 | 67 | 0 | 326 | 1669 | 2477 | 136 | 0 | 4282 | 282 | 131 | 1447 | 0 | 1860 | 9494 |
| Apprch % | 3.8 | 91.7 | 4.5 | 0 | | 51.2 | 28.2 | 20.6 | 0 | | 39 | 57.8 | 3.2 | 0 | | 15.2 | 7 | 77.8 | 0 | | |
| Total % | 1.2 | 29.2 | 1.4 | 0 | 31.9 | 1.8 | 1 | 0.7 | 0 | 3.4 | 17.6 | 26.1 | 1.4 | 0 | 45.1 | 3 | 1.4 | 15.2 | 0 | 19.6 | |
| Cars | 115 | 2719 | 130 | 0 | 2964 | 166 | 89 | 65 | 0 | 320 | 1628 | 2439 | 136 | 0 | 4203 | 274 | 114 | 1423 | 0 | 1811 | 9298 |
| % Cars | 100 | 98 | 95.6 | 0 | 98 | 99.4 | 96.7 | 97 | 0 | 98.2 | 97.5 | 98.5 | 100 | 0 | 98.2 | 97.2 | 87 | 98.3 | 0 | 97.4 | 97.9 |
| Trucks | 0 | 56 | 6 | 0 | 62 | 1 | 0 | 2 | 0 | 3 | 41 | 38 | 0 | 0 | 79 | 4 | 16 | 24 | 0 | 44 | 188 |
| % Trucks | 0 | 2 | 4.4 | 0 | 2 | 0.6 | 0 | 3 | 0 | 0.9 | 2.5 | 1.5 | 0 | 0 | 1.8 | 1.4 | 12.2 | 1.7 | 0 | 2.4 | 2 |
| Bikes | 0 | 0 | 0 | 0 | 0 | 0 | 3 | 0 | 0 | 3 | 0 | 0 | 0 | 0 | 0 | 4 | 1 | 0 | 0 | 5 | 8 |
| % Bikes | 0 | 0 | 0 | 0 | 0 | 0 | 3.3 | 0 | 0 | 0.9 | 0 | 0 | 0 | 0 | 0 | 1.4 | 0.8 | 0 | 0 | 0.3 | 0.1 |



Century Engineering, Inc.

550 Bay Rd, Dover DE, 19901
Phone: 302-734-9188 Fax: 302-734-4589

File Name : WinonaAtMilford

Site Code : 00000000

Start Date : 8/10/2021


Page No : 3

| | MILFORD RD From North | | | | | RIVER RD From East | | | | | MILFORD RD From South | | | | | WINONA FALLS RD From West | | | | | |
|------------|--------------------------|------|-------|------|------------|-----------------------|------|-------|------|------------|--------------------------|------|-------|------|------------|------------------------------|------|-------|------|------------|------------|
| Start Time | Left | Thru | Right | Peds | App. Total | Left | Thru | Right | Peds | App. Total | Left | Thru | Right | Peds | App. Total | Left | Thru | Right | Peds | App. Total | Int. Total |

Peak Hour Analysis From 07:00 AM to 08:45 AM - Peak 1 of 1

Peak Hour for Entire Intersection Begins at 07:45 AM

| | | | | | | | | | | | | | | | | | | | | | |
|--------------|------|------|------|------|------|------|------|------|------|------|------|------|------|------|------|------|------|------|------|------|------|
| 07:45 AM | 3 | 86 | 0 | 0 | 89 | 2 | 3 | 0 | 0 | 5 | 22 | 38 | 4 | 0 | 64 | 15 | 7 | 56 | 0 | 78 | 236 |
| 08:00 AM | 2 | 76 | 3 | 0 | 81 | 2 | 1 | 3 | 0 | 6 | 23 | 49 | 4 | 0 | 76 | 10 | 3 | 36 | 0 | 49 | 212 |
| 08:15 AM | 5 | 80 | 2 | 0 | 87 | 5 | 4 | 2 | 0 | 11 | 25 | 42 | 4 | 0 | 71 | 13 | 5 | 53 | 0 | 71 | 240 |
| 08:30 AM | 3 | 89 | 4 | 0 | 96 | 4 | 3 | 2 | 0 | 9 | 33 | 55 | 2 | 0 | 90 | 4 | 6 | 46 | 0 | 56 | 251 |
| Total Volume | 13 | 331 | 9 | 0 | 353 | 13 | 11 | 7 | 0 | 31 | 103 | 184 | 14 | 0 | 301 | 42 | 21 | 191 | 0 | 254 | 939 |
| % App. Total | 3.7 | 93.8 | 2.5 | 0 | | 41.9 | 35.5 | 22.6 | 0 | | 34.2 | 61.1 | 4.7 | 0 | | 16.5 | 8.3 | 75.2 | 0 | | |
| PHF | .650 | .930 | .563 | .000 | .919 | .650 | .688 | .583 | .000 | .705 | .780 | .836 | .875 | .000 | .836 | .700 | .750 | .853 | .000 | .814 | .935 |
| Cars | 13 | 326 | 7 | 0 | 346 | 13 | 11 | 6 | 0 | 30 | 101 | 170 | 14 | 0 | 285 | 39 | 21 | 191 | 0 | 251 | 912 |
| % Cars | 100 | 98.5 | 77.8 | 0 | 98.0 | 100 | 100 | 85.7 | 0 | 96.8 | 98.1 | 92.4 | 100 | 0 | 94.7 | 92.9 | 100 | 100 | 0 | 98.8 | 97.1 |
| Trucks | 0 | 5 | 2 | 0 | 7 | 0 | 0 | 1 | 0 | 1 | 2 | 14 | 0 | 0 | 16 | 2 | 0 | 0 | 0 | 2 | 26 |
| % Trucks | 0 | 1.5 | 22.2 | 0 | 2.0 | 0 | 0 | 14.3 | 0 | 3.2 | 1.9 | 7.6 | 0 | 0 | 5.3 | 4.8 | 0 | 0 | 0 | 0.8 | 2.8 |
| Bikes | 0 | 0 | 0 | 0 | 0 | 0 | 0 | 0 | 0 | 0 | 0 | 0 | 0 | 0 | 0 | 1 | 0 | 0 | 0 | 1 | 1 |
| % Bikes | 0 | 0 | 0 | 0 | 0 | 0 | 0 | 0 | 0 | 0 | 0 | 0 | 0 | 0 | 0 | 2.4 | 0 | 0 | 0 | 0.4 | 0.1 |



Century Engineering, Inc.

550 Bay Rd, Dover DE, 19901
Phone: 302-734-9188 Fax: 302-734-4589

File Name : WinonaAtMilford

Site Code : 00000000

Start Date : 8/10/2021


Page No : 4

| | MILFORD RD From North | | | | | RIVER RD From East | | | | | MILFORD RD From South | | | | | WINONA FALLS RD From West | | | | | |
|------------|--------------------------|------|-------|------|------------|-----------------------|------|-------|------|------------|--------------------------|------|-------|------|------------|------------------------------|------|-------|------|------------|------------|
| Start Time | Left | Thru | Right | Peds | App. Total | Left | Thru | Right | Peds | App. Total | Left | Thru | Right | Peds | App. Total | Left | Thru | Right | Peds | App. Total | Int. Total |

Peak Hour Analysis From 11:00 AM to 01:45 PM - Peak 1 of 1

Peak Hour for Entire Intersection Begins at 01:00 PM

| | | | | | | | | | | | | | | | | | | | | | |
|--------------|------|------|------|------|------|------|------|------|------|------|------|------|------|------|------|------|------|------|------|------|------|
| 01:00 PM | 3 | 92 | 4 | 0 | 99 | 9 | 1 | 4 | 0 | 14 | 61 | 74 | 3 | 0 | 138 | 10 | 3 | 45 | 0 | 58 | 309 |
| 01:15 PM | 2 | 89 | 11 | 0 | 102 | 3 | 1 | 4 | 0 | 8 | 53 | 90 | 3 | 0 | 146 | 9 | 3 | 49 | 0 | 61 | 317 |
| 01:30 PM | 8 | 114 | 9 | 0 | 131 | 1 | 0 | 1 | 0 | 2 | 50 | 91 | 4 | 0 | 145 | 7 | 5 | 43 | 0 | 55 | 333 |
| 01:45 PM | 7 | 93 | 6 | 0 | 106 | 4 | 2 | 9 | 0 | 15 | 56 | 92 | 11 | 0 | 159 | 3 | 6 | 41 | 0 | 50 | 330 |
| Total Volume | 20 | 388 | 30 | 0 | 438 | 17 | 4 | 18 | 0 | 39 | 220 | 347 | 21 | 0 | 588 | 29 | 17 | 178 | 0 | 224 | 1289 |
| % App. Total | 4.6 | 88.6 | 6.8 | 0 | | 43.6 | 10.3 | 46.2 | 0 | | 37.4 | 59 | 3.6 | 0 | | 12.9 | 7.6 | 79.5 | 0 | | |
| PHF | .625 | .851 | .682 | .000 | .836 | .472 | .500 | .500 | .000 | .650 | .902 | .943 | .477 | .000 | .925 | .725 | .708 | .908 | .000 | .918 | .968 |
| Cars | 20 | 378 | 29 | 0 | 427 | 17 | 4 | 17 | 0 | 38 | 213 | 347 | 21 | 0 | 581 | 29 | 12 | 176 | 0 | 217 | 1263 |
| % Cars | 100 | 97.4 | 96.7 | 0 | 97.5 | 100 | 100 | 94.4 | 0 | 97.4 | 96.8 | 100 | 100 | 0 | 98.8 | 100 | 70.6 | 98.9 | 0 | 96.9 | 98.0 |
| Trucks | 0 | 10 | 1 | 0 | 11 | 0 | 0 | 1 | 0 | 1 | 7 | 0 | 0 | 0 | 7 | 0 | 5 | 2 | 0 | 7 | 26 |
| % Trucks | 0 | 2.6 | 3.3 | 0 | 2.5 | 0 | 0 | 5.6 | 0 | 2.6 | 3.2 | 0 | 0 | 0 | 1.2 | 0 | 29.4 | 1.1 | 0 | 3.1 | 2.0 |
| Bikes | 0 | 0 | 0 | 0 | 0 | 0 | 0 | 0 | 0 | 0 | 0 | 0 | 0 | 0 | 0 | 0 | 0 | 0 | 0 | 0 | 0 |
| % Bikes | 0 | 0 | 0 | 0 | 0 | 0 | 0 | 0 | 0 | 0 | 0 | 0 | 0 | 0 | 0 | 0 | 0 | 0 | 0 | 0 | 0 |



Century Engineering, Inc.

550 Bay Rd, Dover DE, 19901
Phone: 302-734-9188 Fax: 302-734-4589

File Name : WinonaAtMilford

Site Code : 00000000

Start Date : 8/10/2021


Page No : 5

| | MILFORD RD From North | | | | | RIVER RD From East | | | | | MILFORD RD From South | | | | | WINONA FALLS RD From West | | | | | |
|------------|--------------------------|------|-------|------|------------|-----------------------|------|-------|------|------------|--------------------------|------|-------|------|------------|------------------------------|------|-------|------|------------|------------|
| Start Time | Left | Thru | Right | Peds | App. Total | Left | Thru | Right | Peds | App. Total | Left | Thru | Right | Peds | App. Total | Left | Thru | Right | Peds | App. Total | Int. Total |

Peak Hour Analysis From 03:00 PM to 05:45 PM - Peak 1 of 1

Peak Hour for Entire Intersection Begins at 04:45 PM

| | | | | | | | | | | | | | | | | | | | | | |
|--------------|------|------|------|------|------|------|------|------|------|------|------|------|------|------|------|------|------|------|------|------|------|
| 04:45 PM | 4 | 90 | 0 | 0 | 94 | 6 | 2 | 2 | 0 | 10 | 85 | 98 | 4 | 0 | 187 | 8 | 0 | 43 | 0 | 51 | 342 |
| 05:00 PM | 2 | 74 | 6 | 0 | 82 | 10 | 4 | 1 | 0 | 15 | 83 | 106 | 8 | 0 | 197 | 10 | 6 | 42 | 0 | 58 | 352 |
| 05:15 PM | 7 | 94 | 4 | 0 | 105 | 9 | 7 | 3 | 0 | 19 | 82 | 92 | 4 | 0 | 178 | 8 | 3 | 44 | 0 | 55 | 357 |
| 05:30 PM | 3 | 82 | 6 | 0 | 91 | 5 | 4 | 0 | 0 | 9 | 89 | 117 | 8 | 0 | 214 | 12 | 3 | 37 | 0 | 52 | 366 |
| Total Volume | 16 | 340 | 16 | 0 | 372 | 30 | 17 | 6 | 0 | 53 | 339 | 413 | 24 | 0 | 776 | 38 | 12 | 166 | 0 | 216 | 1417 |
| % App. Total | 4.3 | 91.4 | 4.3 | 0 | | 56.6 | 32.1 | 11.3 | 0 | | 43.7 | 53.2 | 3.1 | 0 | | 17.6 | 5.6 | 76.9 | 0 | | |
| PHF | .571 | .904 | .667 | .000 | .886 | .750 | .607 | .500 | .000 | .697 | .952 | .882 | .750 | .000 | .907 | .792 | .500 | .943 | .000 | .931 | .968 |
| Cars | 16 | 335 | 16 | 0 | 367 | 30 | 17 | 6 | 0 | 53 | 338 | 410 | 24 | 0 | 772 | 37 | 12 | 162 | 0 | 211 | 1403 |
| % Cars | 100 | 98.5 | 100 | 0 | 98.7 | 100 | 100 | 100 | 0 | 100 | 99.7 | 99.3 | 100 | 0 | 99.5 | 97.4 | 100 | 97.6 | 0 | 97.7 | 99.0 |
| Trucks | 0 | 5 | 0 | 0 | 5 | 0 | 0 | 0 | 0 | 0 | 1 | 3 | 0 | 0 | 4 | 1 | 0 | 4 | 0 | 5 | 14 |
| % Trucks | 0 | 1.5 | 0 | 0 | 1.3 | 0 | 0 | 0 | 0 | 0 | 0.3 | 0.7 | 0 | 0 | 0.5 | 2.6 | 0 | 2.4 | 0 | 2.3 | 1.0 |
| Bikes | 0 | 0 | 0 | 0 | 0 | 0 | 0 | 0 | 0 | 0 | 0 | 0 | 0 | 0 | 0 | 0 | 0 | 0 | 0 | 0 | 0 |
| % Bikes | 0 | 0 | 0 | 0 | 0 | 0 | 0 | 0 | 0 | 0 | 0 | 0 | 0 | 0 | 0 | 0 | 0 | 0 | 0 | 0 | 0 |



Century Engineering, Inc.

550 Bay Rd, Dover DE, 19901
Phone: 302-734-9188 Fax: 302-734-4589

Intersection: MilfordRd @ Winona FallsRd

Counted By: Mike K

Date: 8/10/2021

Weather: Overcast 80

File Name : WinonaAtMilford

Site Code : 00000000

Start Date : 8/10/2021

Page No : 1

Groups Printed- Cars

| Start Time | MILFORD RD From North | | | | | RIVER RD From East | | | | | MILFORD RD From South | | | | | WINONA FALLS RD From West | | | | | Int. Total |
|------------|--------------------------|------|-------|------|------------|-----------------------|------|-------|------|------------|--------------------------|------|-------|------|------------|------------------------------|------|-------|------|------------|------------|
| | Left | Thru | Right | Peds | App. Total | Left | Thru | Right | Peds | App. Total | Left | Thru | Right | Peds | App. Total | Left | Thru | Right | Peds | App. Total | |
| 07:00 AM | 1 | 63 | 1 | 0 | 65 | 1 | 2 | 0 | 0 | 3 | 22 | 29 | 2 | 0 | 53 | 4 | 3 | 47 | 0 | 54 | 175 |
| 07:15 AM | 3 | 67 | 1 | 0 | 71 | 3 | 0 | 0 | 0 | 3 | 10 | 36 | 4 | 0 | 50 | 7 | 8 | 48 | 0 | 63 | 187 |
| 07:30 AM | 3 | 89 | 0 | 0 | 92 | 4 | 1 | 0 | 0 | 5 | 23 | 37 | 2 | 0 | 62 | 11 | 3 | 54 | 0 | 68 | 227 |
| 07:45 AM | 3 | 85 | 0 | 0 | 88 | 2 | 3 | 0 | 0 | 5 | 22 | 34 | 4 | 0 | 60 | 14 | 7 | 56 | 0 | 77 | 230 |
| Total | 10 | 304 | 2 | 0 | 316 | 10 | 6 | 0 | 0 | 16 | 77 | 136 | 12 | 0 | 225 | 36 | 21 | 205 | 0 | 262 | 819 |
| 08:00 AM | 2 | 76 | 3 | 0 | 81 | 2 | 1 | 3 | 0 | 6 | 22 | 47 | 4 | 0 | 73 | 10 | 3 | 36 | 0 | 49 | 209 |
| 08:15 AM | 5 | 76 | 1 | 0 | 82 | 5 | 4 | 1 | 0 | 10 | 25 | 37 | 4 | 0 | 66 | 13 | 5 | 53 | 0 | 71 | 229 |
| 08:30 AM | 3 | 89 | 3 | 0 | 95 | 4 | 3 | 2 | 0 | 9 | 32 | 52 | 2 | 0 | 86 | 2 | 6 | 46 | 0 | 54 | 244 |
| 08:45 AM | 5 | 65 | 3 | 0 | 73 | 1 | 3 | 1 | 0 | 5 | 26 | 52 | 2 | 0 | 80 | 9 | 1 | 60 | 0 | 70 | 228 |
| Total | 15 | 306 | 10 | 0 | 331 | 12 | 11 | 7 | 0 | 30 | 105 | 188 | 12 | 0 | 305 | 34 | 15 | 195 | 0 | 244 | 910 |

*** BREAK ***

| | | | | | | | | | | | | | | | | | | | | | |
|----------|----|-----|----|---|-----|----|----|----|---|----|-----|-----|----|---|-----|----|----|-----|---|-----|------|
| 11:00 AM | 3 | 80 | 3 | 0 | 86 | 9 | 0 | 3 | 0 | 12 | 31 | 70 | 6 | 0 | 107 | 8 | 3 | 34 | 0 | 45 | 250 |
| 11:15 AM | 5 | 68 | 5 | 0 | 78 | 3 | 4 | 2 | 0 | 9 | 38 | 88 | 5 | 0 | 131 | 1 | 3 | 44 | 0 | 48 | 266 |
| 11:30 AM | 6 | 106 | 6 | 0 | 118 | 8 | 2 | 4 | 0 | 14 | 50 | 81 | 6 | 0 | 137 | 11 | 7 | 40 | 0 | 58 | 327 |
| 11:45 AM | 2 | 74 | 1 | 0 | 77 | 7 | 5 | 3 | 0 | 15 | 50 | 91 | 5 | 0 | 146 | 10 | 4 | 64 | 0 | 78 | 316 |
| Total | 16 | 328 | 15 | 0 | 359 | 27 | 11 | 12 | 0 | 50 | 169 | 330 | 22 | 0 | 521 | 30 | 17 | 182 | 0 | 229 | 1159 |
| 12:00 PM | 3 | 82 | 1 | 0 | 86 | 4 | 1 | 3 | 0 | 8 | 37 | 61 | 3 | 0 | 101 | 9 | 5 | 49 | 0 | 63 | 258 |
| 12:15 PM | 4 | 83 | 5 | 0 | 92 | 7 | 4 | 3 | 0 | 14 | 52 | 85 | 5 | 0 | 142 | 11 | 4 | 53 | 0 | 68 | 316 |
| 12:30 PM | 2 | 99 | 5 | 0 | 106 | 6 | 3 | 3 | 0 | 12 | 47 | 88 | 2 | 0 | 137 | 14 | 0 | 46 | 0 | 60 | 315 |
| 12:45 PM | 1 | 90 | 2 | 0 | 93 | 5 | 3 | 1 | 0 | 9 | 42 | 94 | 2 | 0 | 138 | 10 | 3 | 41 | 0 | 54 | 294 |
| Total | 10 | 354 | 13 | 0 | 377 | 22 | 11 | 10 | 0 | 43 | 178 | 328 | 12 | 0 | 518 | 44 | 12 | 189 | 0 | 245 | 1183 |
| 01:00 PM | 3 | 89 | 4 | 0 | 96 | 9 | 1 | 4 | 0 | 14 | 61 | 74 | 3 | 0 | 138 | 10 | 2 | 45 | 0 | 57 | 305 |
| 01:15 PM | 2 | 86 | 10 | 0 | 98 | 3 | 1 | 3 | 0 | 7 | 52 | 90 | 3 | 0 | 145 | 9 | 3 | 48 | 0 | 60 | 310 |
| 01:30 PM | 8 | 111 | 9 | 0 | 128 | 1 | 0 | 1 | 0 | 2 | 45 | 91 | 4 | 0 | 140 | 7 | 3 | 42 | 0 | 52 | 322 |
| 01:45 PM | 7 | 92 | 6 | 0 | 105 | 4 | 2 | 9 | 0 | 15 | 55 | 92 | 11 | 0 | 158 | 3 | 4 | 41 | 0 | 48 | 326 |
| Total | 20 | 378 | 29 | 0 | 427 | 17 | 4 | 17 | 0 | 38 | 213 | 347 | 21 | 0 | 581 | 29 | 12 | 176 | 0 | 217 | 1263 |

*** BREAK ***

| | | | | | | | | | | | | | | | | | | | | | |
|----------|----|-----|----|---|-----|----|----|---|---|----|-----|-----|----|---|-----|----|----|-----|---|-----|------|
| 03:00 PM | 4 | 98 | 7 | 0 | 109 | 8 | 1 | 1 | 0 | 10 | 61 | 73 | 3 | 0 | 137 | 4 | 4 | 40 | 0 | 48 | 304 |
| 03:15 PM | 2 | 95 | 7 | 0 | 104 | 4 | 2 | 3 | 0 | 9 | 70 | 102 | 6 | 0 | 178 | 14 | 5 | 35 | 0 | 54 | 345 |
| 03:30 PM | 3 | 95 | 3 | 0 | 101 | 7 | 4 | 1 | 0 | 12 | 63 | 93 | 1 | 0 | 157 | 8 | 2 | 34 | 0 | 44 | 314 |
| 03:45 PM | 3 | 89 | 5 | 0 | 97 | 4 | 4 | 1 | 0 | 9 | 75 | 82 | 7 | 0 | 164 | 9 | 5 | 34 | 0 | 48 | 318 |
| Total | 12 | 377 | 22 | 0 | 411 | 23 | 11 | 6 | 0 | 40 | 269 | 350 | 17 | 0 | 636 | 35 | 16 | 143 | 0 | 194 | 1281 |
| 04:00 PM | 5 | 96 | 6 | 0 | 107 | 8 | 3 | 2 | 0 | 13 | 65 | 90 | 2 | 0 | 157 | 9 | 3 | 43 | 0 | 55 | 332 |
| 04:15 PM | 5 | 82 | 4 | 0 | 91 | 7 | 6 | 3 | 0 | 16 | 72 | 89 | 6 | 0 | 167 | 9 | 3 | 49 | 0 | 61 | 335 |
| 04:30 PM | 4 | 94 | 7 | 0 | 105 | 5 | 6 | 1 | 0 | 12 | 74 | 89 | 5 | 0 | 168 | 4 | 3 | 41 | 0 | 48 | 333 |
| 04:45 PM | 4 | 90 | 0 | 0 | 94 | 6 | 2 | 2 | 0 | 10 | 85 | 98 | 4 | 0 | 187 | 8 | 0 | 41 | 0 | 49 | 340 |
| Total | 18 | 362 | 17 | 0 | 397 | 26 | 17 | 8 | 0 | 51 | 296 | 366 | 17 | 0 | 679 | 30 | 9 | 174 | 0 | 213 | 1340 |
| 05:00 PM | 2 | 73 | 6 | 0 | 81 | 10 | 4 | 1 | 0 | 15 | 83 | 104 | 8 | 0 | 195 | 9 | 6 | 42 | 0 | 57 | 348 |
| 05:15 PM | 7 | 93 | 4 | 0 | 104 | 9 | 7 | 3 | 0 | 19 | 82 | 92 | 4 | 0 | 178 | 8 | 3 | 43 | 0 | 54 | 355 |
| 05:30 PM | 3 | 79 | 6 | 0 | 88 | 5 | 4 | 0 | 0 | 9 | 88 | 116 | 8 | 0 | 212 | 12 | 3 | 36 | 0 | 51 | 360 |
| 05:45 PM | 2 | 65 | 6 | 0 | 73 | 5 | 3 | 1 | 0 | 9 | 68 | 82 | 3 | 0 | 153 | 7 | 0 | 38 | 0 | 45 | 280 |
| Total | 14 | 310 | 22 | 0 | 346 | 29 | 18 | 5 | 0 | 52 | 321 | 394 | 23 | 0 | 738 | 36 | 12 | 159 | 0 | 207 | 1343 |

Century Engineering, Inc.

550 Bay Rd, Dover DE, 19901
Phone: 302-734-9188 Fax: 302-734-4589

File Name : WinonaAtMilford

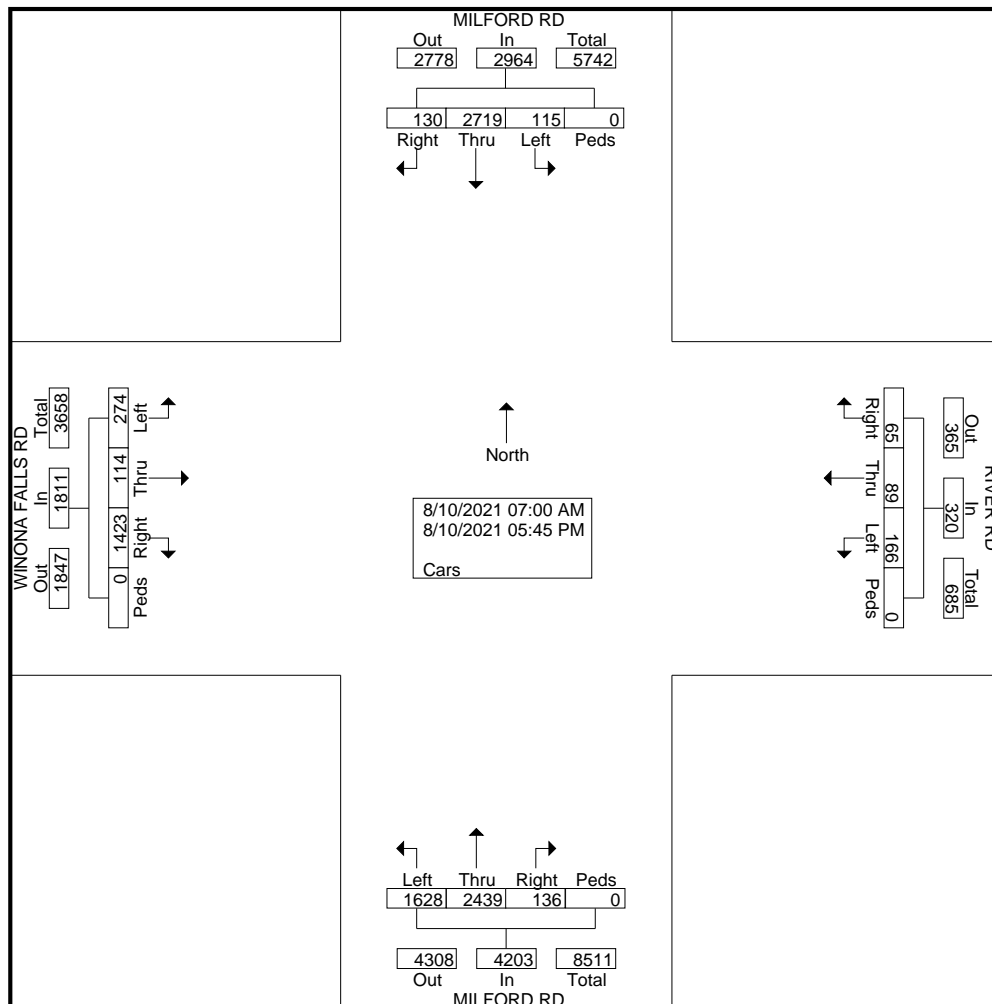
Site Code : 00000000

Start Date : 8/10/2021

Page No : 2

Groups Printed- Cars

| | MILFORD RD From North | | | | | RIVER RD From East | | | | | MILFORD RD From South | | | | | WINONA FALLS RD From West | | | | | |
|-------------|--------------------------|------|-------|------|------------|-----------------------|------|-------|------|------------|--------------------------|------|-------|------|------------|------------------------------|------|-------|------|------------|------------|
| | Left | Thru | Right | Peds | App. Total | Left | Thru | Right | Peds | App. Total | Left | Thru | Right | Peds | App. Total | Left | Thru | Right | Peds | App. Total | Int. Total |
| Grand Total | 115 | 2719 | 130 | 0 | 2964 | 166 | 89 | 65 | 0 | 320 | 1628 | 2439 | 136 | 0 | 4203 | 274 | 114 | 1423 | 0 | 1811 | 9298 |
| Apprch % | 3.9 | 91.7 | 4.4 | 0 | | 51.9 | 27.8 | 20.3 | 0 | | 38.7 | 58 | 3.2 | 0 | | 15.1 | 6.3 | 78.6 | 0 | | |
| Total % | 1.2 | 29.2 | 1.4 | 0 | 31.9 | 1.8 | 1 | 0.7 | 0 | 3.4 | 17.5 | 26.2 | 1.5 | 0 | 45.2 | 2.9 | 1.2 | 15.3 | 0 | 19.5 | |



Century Engineering, Inc.

550 Bay Rd, Dover DE, 19901
Phone: 302-734-9188 Fax: 302-734-4589

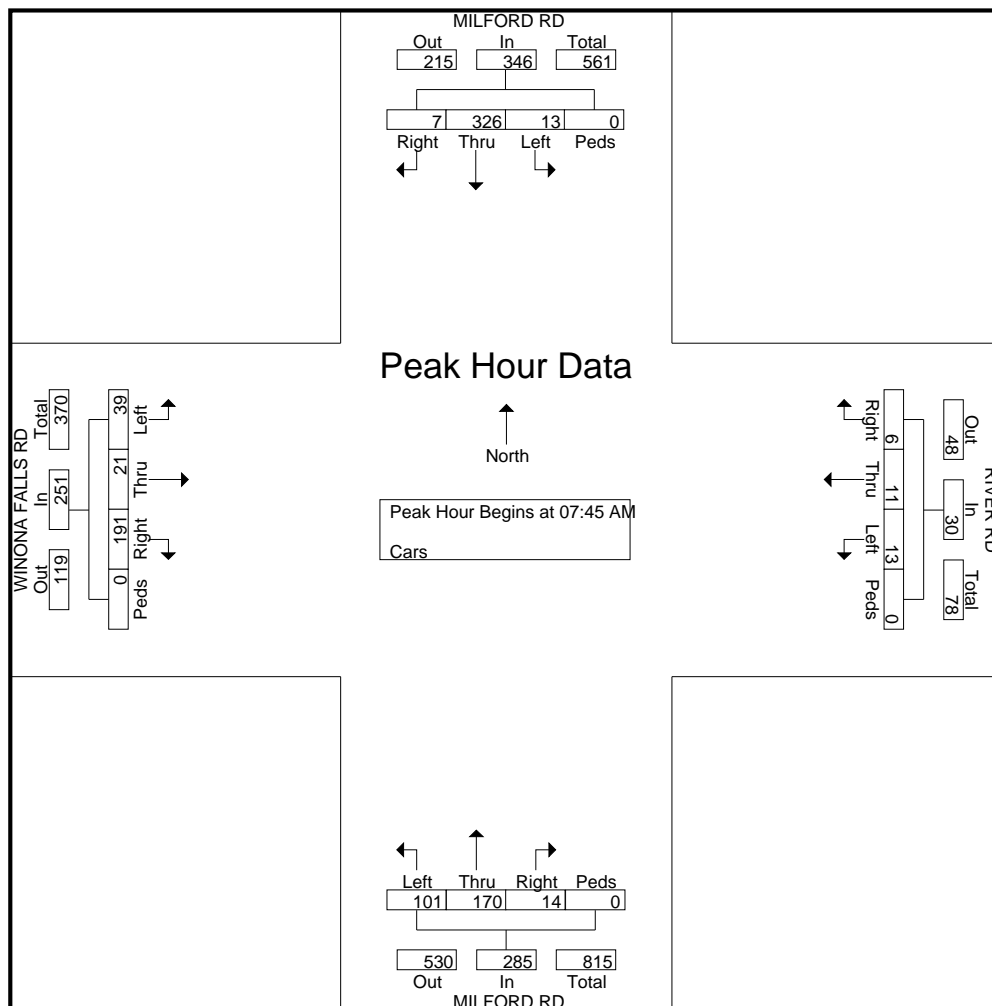
File Name : WinonaAtMilford

Site Code : 00000000

Start Date : 8/10/2021

Page No : 3

| | MILFORD RD From North | | | | | RIVER RD From East | | | | | MILFORD RD From South | | | | | WINONA FALLS RD From West | | | | | |
|---|--------------------------|------|-------|------|------------|-----------------------|------|-------|------|------------|--------------------------|------|-------|------|------------|------------------------------|------|-------|------|------------|------------|
| Start Time | Left | Thru | Right | Peds | App. Total | Left | Thru | Right | Peds | App. Total | Left | Thru | Right | Peds | App. Total | Left | Thru | Right | Peds | App. Total | Int. Total |
| Peak Hour Analysis From 07:00 AM to 08:45 AM - Peak 1 of 1 | | | | | | | | | | | | | | | | | | | | | |
| Peak Hour for Entire Intersection Begins at 07:45 AM | | | | | | | | | | | | | | | | | | | | | |
| 07:45 AM | 3 | 85 | 0 | 0 | 88 | 2 | 3 | 0 | 0 | 5 | 22 | 34 | 4 | 0 | 60 | 14 | 7 | 56 | 0 | 77 | 230 |
| 08:00 AM | 2 | 76 | 3 | 0 | 81 | 2 | 1 | 3 | 0 | 6 | 22 | 47 | 4 | 0 | 73 | 10 | 3 | 36 | 0 | 49 | 209 |
| 08:15 AM | 5 | 76 | 1 | 0 | 82 | 5 | 4 | 1 | 0 | 10 | 25 | 37 | 4 | 0 | 66 | 13 | 5 | 53 | 0 | 71 | 229 |
| 08:30 AM | 3 | 89 | 3 | 0 | 95 | 4 | 3 | 2 | 0 | 9 | 32 | 52 | 2 | 0 | 86 | 2 | 6 | 46 | 0 | 54 | 244 |
| Total Volume | 13 | 326 | 7 | 0 | 346 | 13 | 11 | 6 | 0 | 30 | 101 | 170 | 14 | 0 | 285 | 39 | 21 | 191 | 0 | 251 | 912 |
| % App. Total | 3.8 | 94.2 | 2 | 0 | | 43.3 | 36.7 | 20 | 0 | | 35.4 | 59.6 | 4.9 | 0 | | 15.5 | 8.4 | 76.1 | 0 | | |
| PHF | .650 | .916 | .583 | .000 | .911 | .650 | .688 | .500 | .000 | .750 | .789 | .817 | .875 | .000 | .828 | .696 | .750 | .853 | .000 | .815 | .934 |



Century Engineering, Inc.

550 Bay Rd, Dover DE, 19901
Phone: 302-734-9188 Fax: 302-734-4589

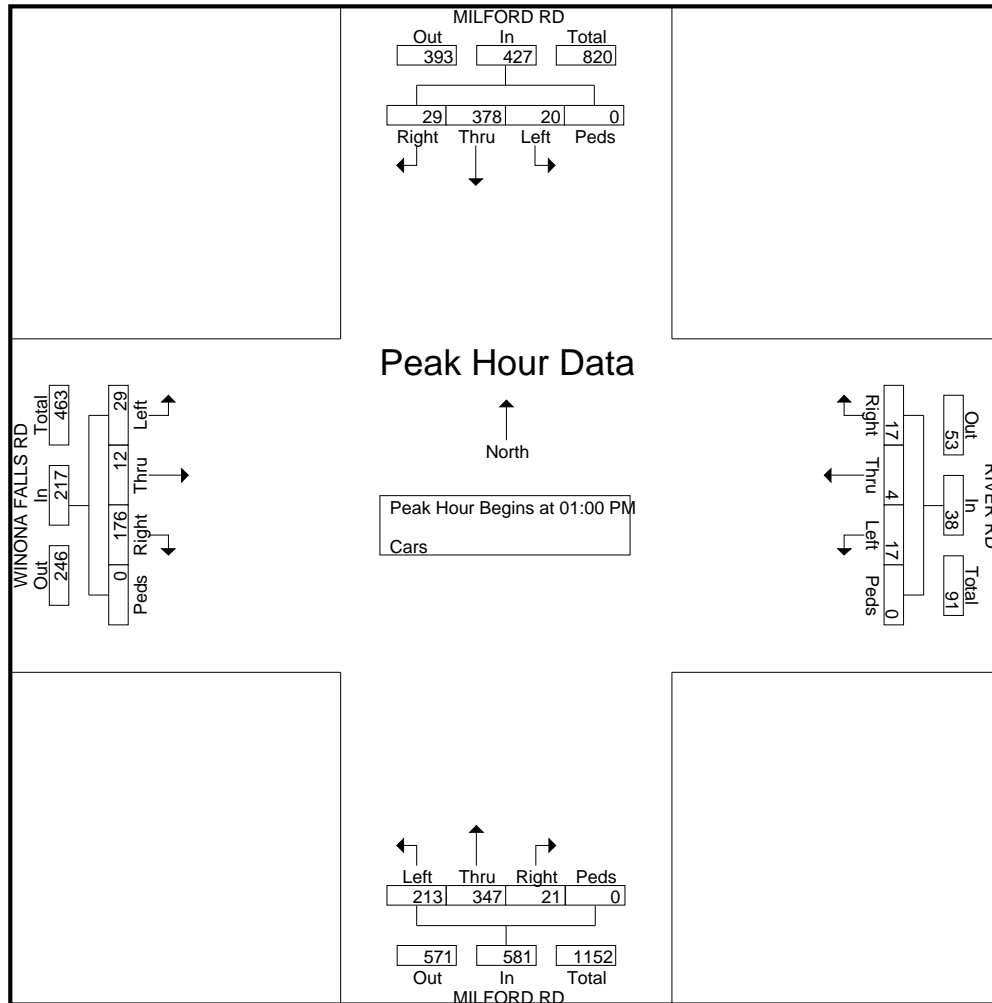
File Name : WinonaAtMilford

Site Code : 00000000

Start Date : 8/10/2021

Page No : 4

| | MILFORD RD From North | | | | | RIVER RD From East | | | | | MILFORD RD From South | | | | | WINONA FALLS RD From West | | | | | |
|---|--------------------------|------|-------|------|------------|-----------------------|------|-------|------|------------|--------------------------|------|-------|------|------------|------------------------------|------|-------|------|------------|------------|
| Start Time | Left | Thru | Right | Peds | App. Total | Left | Thru | Right | Peds | App. Total | Left | Thru | Right | Peds | App. Total | Left | Thru | Right | Peds | App. Total | Int. Total |
| Peak Hour Analysis From 11:00 AM to 01:45 PM - Peak 1 of 1 | | | | | | | | | | | | | | | | | | | | | |
| Peak Hour for Entire Intersection Begins at 01:00 PM | | | | | | | | | | | | | | | | | | | | | |
| 01:00 PM | 3 | 89 | 4 | 0 | 96 | 9 | 1 | 4 | 0 | 14 | 61 | 74 | 3 | 0 | 138 | 10 | 2 | 45 | 0 | 57 | 305 |
| 01:15 PM | 2 | 86 | 10 | 0 | 98 | 3 | 1 | 3 | 0 | 7 | 52 | 90 | 3 | 0 | 145 | 9 | 3 | 48 | 0 | 60 | 310 |
| 01:30 PM | 8 | 111 | 9 | 0 | 128 | 1 | 0 | 1 | 0 | 2 | 45 | 91 | 4 | 0 | 140 | 7 | 3 | 42 | 0 | 52 | 322 |
| 01:45 PM | 7 | 92 | 6 | 0 | 105 | 4 | 2 | 9 | 0 | 15 | 55 | 92 | 11 | 0 | 158 | 3 | 4 | 41 | 0 | 48 | 326 |
| Total Volume | 20 | 378 | 29 | 0 | 427 | 17 | 4 | 17 | 0 | 38 | 213 | 347 | 21 | 0 | 581 | 29 | 12 | 176 | 0 | 217 | 1263 |
| % App. Total | 4.7 | 88.5 | 6.8 | 0 | | 44.7 | 10.5 | 44.7 | 0 | | 36.7 | 59.7 | 3.6 | 0 | | 13.4 | 5.5 | 81.1 | 0 | | |
| PHF | .625 | .851 | .725 | .000 | .834 | .472 | .500 | .472 | .000 | .633 | .873 | .943 | .477 | .000 | .919 | .725 | .750 | .917 | .000 | .904 | .969 |



Century Engineering, Inc.

550 Bay Rd, Dover DE, 19901
Phone: 302-734-9188 Fax: 302-734-4589

File Name : WinonaAtMilford

Site Code : 00000000

Start Date : 8/10/2021

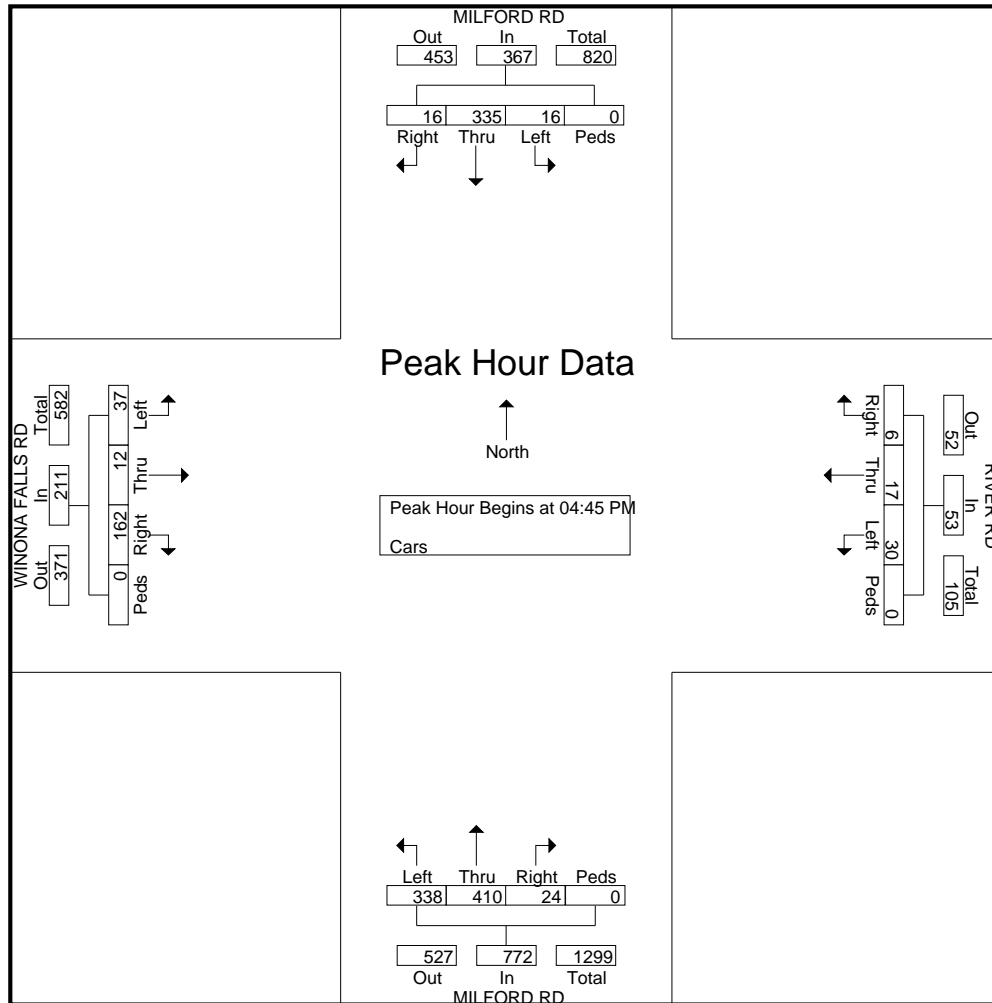
Page No : 5

| | MILFORD RD From North | | | | | RIVER RD From East | | | | | MILFORD RD From South | | | | | WINONA FALLS RD From West | | | | | |
|------------|--------------------------|------|-------|------|------------|-----------------------|------|-------|------|------------|--------------------------|------|-------|------|------------|------------------------------|------|-------|------|------------|------------|
| Start Time | Left | Thru | Right | Peds | App. Total | Left | Thru | Right | Peds | App. Total | Left | Thru | Right | Peds | App. Total | Left | Thru | Right | Peds | App. Total | Int. Total |

Peak Hour Analysis From 03:00 PM to 05:45 PM - Peak 1 of 1

Peak Hour for Entire Intersection Begins at 04:45 PM

| | | | | | | | | | | | | | | | | | | | | | |
|--------------|------|------|------|------|------|------|------|------|------|------|------|------|------|------|------|------|------|------|------|------|------|
| 04:45 PM | 4 | 90 | 0 | 0 | 94 | 6 | 2 | 2 | 0 | 10 | 85 | 98 | 4 | 0 | 187 | 8 | 0 | 41 | 0 | 49 | 340 |
| 05:00 PM | 2 | 73 | 6 | 0 | 81 | 10 | 4 | 1 | 0 | 15 | 83 | 104 | 8 | 0 | 195 | 9 | 6 | 42 | 0 | 57 | 348 |
| 05:15 PM | 7 | 93 | 4 | 0 | 104 | 9 | 7 | 3 | 0 | 19 | 82 | 92 | 4 | 0 | 178 | 8 | 3 | 43 | 0 | 54 | 355 |
| 05:30 PM | 3 | 79 | 6 | 0 | 88 | 5 | 4 | 0 | 0 | 9 | 88 | 116 | 8 | 0 | 212 | 12 | 3 | 36 | 0 | 51 | 360 |
| Total Volume | 16 | 335 | 16 | 0 | 367 | 30 | 17 | 6 | 0 | 53 | 338 | 410 | 24 | 0 | 772 | 37 | 12 | 162 | 0 | 211 | 1403 |
| % App. Total | 4.4 | 91.3 | 4.4 | 0 | | 56.6 | 32.1 | 11.3 | 0 | | 43.8 | 53.1 | 3.1 | 0 | | 17.5 | 5.7 | 76.8 | 0 | | |
| PHF | .571 | .901 | .667 | .000 | .882 | .750 | .607 | .500 | .000 | .697 | .960 | .884 | .750 | .000 | .910 | .771 | .500 | .942 | .000 | .925 | .974 |



Century Engineering, Inc.

550 Bay Rd, Dover DE, 19901
Phone: 302-734-9188 Fax: 302-734-4589

Intersection: MilfordRd @ Winona FallsRd

Counted By: Mike K

Date: 8/10/2021

Weather: Overcast 80

File Name : WinonaAtMilford

Site Code : 00000000

Start Date : 8/10/2021

Page No : 1

Groups Printed- Trucks

| Start Time | MILFORD RD From North | | | | | RIVER RD From East | | | | | MILFORD RD From South | | | | | WINONA FALLS RD From West | | | | | Int. Total |
|------------|--------------------------|------|-------|------|------------|-----------------------|------|-------|------|------------|--------------------------|------|-------|------|------------|------------------------------|------|-------|------|------------|------------|
| | Left | Thru | Right | Peds | App. Total | Left | Thru | Right | Peds | App. Total | Left | Thru | Right | Peds | App. Total | Left | Thru | Right | Peds | App. Total | |
| 07:00 AM | 0 | 0 | 0 | 0 | 0 | 0 | 0 | 0 | 0 | 0 | 0 | 1 | 0 | 0 | 1 | 0 | 0 | 1 | 0 | 1 | 2 |
| 07:15 AM | 0 | 2 | 0 | 0 | 2 | 0 | 0 | 0 | 0 | 0 | 1 | 3 | 0 | 0 | 4 | 0 | 0 | 0 | 0 | 0 | 6 |
| 07:30 AM | 0 | 1 | 0 | 0 | 1 | 0 | 0 | 0 | 0 | 0 | 1 | 5 | 0 | 0 | 6 | 0 | 0 | 0 | 0 | 0 | 7 |
| 07:45 AM | 0 | 1 | 0 | 0 | 1 | 0 | 0 | 0 | 0 | 0 | 0 | 4 | 0 | 0 | 4 | 0 | 0 | 0 | 0 | 0 | 5 |
| Total | 0 | 4 | 0 | 0 | 4 | 0 | 0 | 0 | 0 | 0 | 2 | 13 | 0 | 0 | 15 | 0 | 0 | 1 | 0 | 1 | 20 |
| 08:00 AM | 0 | 0 | 0 | 0 | 0 | 0 | 0 | 0 | 0 | 0 | 1 | 2 | 0 | 0 | 3 | 0 | 0 | 0 | 0 | 0 | 3 |
| 08:15 AM | 0 | 4 | 1 | 0 | 5 | 0 | 0 | 1 | 0 | 1 | 0 | 5 | 0 | 0 | 5 | 0 | 0 | 0 | 0 | 0 | 11 |
| 08:30 AM | 0 | 0 | 1 | 0 | 1 | 0 | 0 | 0 | 0 | 0 | 1 | 3 | 0 | 0 | 4 | 2 | 0 | 0 | 0 | 2 | 7 |
| 08:45 AM | 0 | 2 | 0 | 0 | 2 | 0 | 0 | 0 | 0 | 0 | 0 | 3 | 0 | 0 | 3 | 0 | 0 | 1 | 0 | 1 | 6 |
| Total | 0 | 6 | 2 | 0 | 8 | 0 | 0 | 1 | 0 | 1 | 2 | 13 | 0 | 0 | 15 | 2 | 0 | 1 | 0 | 3 | 27 |

*** BREAK ***

| | | | | | | | | | | | | | | | | | | | | | |
|----------|---|----|---|---|----|---|---|---|---|---|----|---|---|---|----|---|---|---|---|----|----|
| 11:00 AM | 0 | 6 | 0 | 0 | 6 | 0 | 0 | 0 | 0 | 0 | 3 | 0 | 0 | 0 | 3 | 0 | 2 | 3 | 0 | 5 | 14 |
| 11:15 AM | 0 | 2 | 0 | 0 | 2 | 0 | 0 | 0 | 0 | 0 | 2 | 0 | 0 | 0 | 2 | 0 | 3 | 0 | 0 | 3 | 7 |
| 11:30 AM | 0 | 2 | 0 | 0 | 2 | 0 | 0 | 0 | 0 | 0 | 0 | 0 | 0 | 0 | 0 | 0 | 2 | 1 | 0 | 3 | 5 |
| 11:45 AM | 0 | 1 | 0 | 0 | 1 | 0 | 0 | 0 | 0 | 0 | 1 | 0 | 0 | 0 | 1 | 0 | 0 | 2 | 0 | 2 | 4 |
| Total | 0 | 11 | 0 | 0 | 11 | 0 | 0 | 0 | 0 | 0 | 6 | 0 | 0 | 0 | 6 | 0 | 7 | 6 | 0 | 13 | 30 |
| 12:00 PM | 0 | 4 | 0 | 0 | 4 | 0 | 0 | 0 | 0 | 0 | 0 | 0 | 0 | 0 | 0 | 0 | 0 | 0 | 0 | 0 | 4 |
| 12:15 PM | 0 | 1 | 1 | 0 | 2 | 0 | 0 | 0 | 0 | 0 | 1 | 0 | 0 | 0 | 1 | 0 | 1 | 0 | 0 | 1 | 4 |
| 12:30 PM | 0 | 2 | 0 | 0 | 2 | 0 | 0 | 0 | 0 | 0 | 8 | 0 | 0 | 0 | 8 | 0 | 3 | 2 | 0 | 5 | 15 |
| 12:45 PM | 0 | 2 | 1 | 0 | 3 | 0 | 0 | 0 | 0 | 0 | 4 | 0 | 0 | 0 | 4 | 0 | 0 | 0 | 0 | 0 | 7 |
| Total | 0 | 9 | 2 | 0 | 11 | 0 | 0 | 0 | 0 | 0 | 13 | 0 | 0 | 0 | 13 | 0 | 4 | 2 | 0 | 6 | 30 |
| 01:00 PM | 0 | 3 | 0 | 0 | 3 | 0 | 0 | 0 | 0 | 0 | 0 | 0 | 0 | 0 | 0 | 0 | 1 | 0 | 0 | 1 | 4 |
| 01:15 PM | 0 | 3 | 1 | 0 | 4 | 0 | 0 | 1 | 0 | 1 | 1 | 0 | 0 | 0 | 1 | 0 | 0 | 1 | 0 | 1 | 7 |
| 01:30 PM | 0 | 3 | 0 | 0 | 3 | 0 | 0 | 0 | 0 | 0 | 5 | 0 | 0 | 0 | 5 | 0 | 2 | 1 | 0 | 3 | 11 |
| 01:45 PM | 0 | 1 | 0 | 0 | 1 | 0 | 0 | 0 | 0 | 0 | 1 | 0 | 0 | 0 | 1 | 0 | 2 | 0 | 0 | 2 | 4 |
| Total | 0 | 10 | 1 | 0 | 11 | 0 | 0 | 1 | 0 | 1 | 7 | 0 | 0 | 0 | 7 | 0 | 5 | 2 | 0 | 7 | 26 |

*** BREAK ***

| | | | | | | | | | | | | | | | | | | | | | |
|----------|---|---|---|---|---|---|---|---|---|---|---|---|---|---|----|---|---|---|---|---|----|
| 03:00 PM | 0 | 1 | 0 | 0 | 1 | 1 | 0 | 0 | 0 | 1 | 3 | 1 | 0 | 0 | 4 | 0 | 0 | 0 | 0 | 0 | 6 |
| 03:15 PM | 0 | 0 | 0 | 0 | 0 | 0 | 0 | 0 | 0 | 0 | 2 | 1 | 0 | 0 | 3 | 0 | 0 | 3 | 0 | 3 | 6 |
| 03:30 PM | 0 | 0 | 1 | 0 | 1 | 0 | 0 | 0 | 0 | 0 | 1 | 1 | 0 | 0 | 2 | 0 | 0 | 1 | 0 | 1 | 4 |
| 03:45 PM | 0 | 7 | 0 | 0 | 7 | 0 | 0 | 0 | 0 | 0 | 1 | 1 | 0 | 0 | 2 | 1 | 0 | 1 | 0 | 2 | 11 |
| Total | 0 | 8 | 1 | 0 | 9 | 1 | 0 | 0 | 0 | 1 | 7 | 4 | 0 | 0 | 11 | 1 | 0 | 5 | 0 | 6 | 27 |
| 04:00 PM | 0 | 1 | 0 | 0 | 1 | 0 | 0 | 0 | 0 | 0 | 0 | 2 | 0 | 0 | 2 | 0 | 0 | 0 | 0 | 0 | 3 |
| 04:15 PM | 0 | 1 | 0 | 0 | 1 | 0 | 0 | 0 | 0 | 0 | 1 | 1 | 0 | 0 | 2 | 0 | 0 | 2 | 0 | 2 | 5 |
| 04:30 PM | 0 | 1 | 0 | 0 | 1 | 0 | 0 | 0 | 0 | 0 | 1 | 1 | 0 | 0 | 2 | 0 | 0 | 1 | 0 | 1 | 4 |
| 04:45 PM | 0 | 0 | 0 | 0 | 0 | 0 | 0 | 0 | 0 | 0 | 0 | 0 | 0 | 0 | 0 | 0 | 0 | 2 | 0 | 2 | 2 |
| Total | 0 | 3 | 0 | 0 | 3 | 0 | 0 | 0 | 0 | 0 | 2 | 4 | 0 | 0 | 6 | 0 | 0 | 5 | 0 | 5 | 14 |
| 05:00 PM | 0 | 1 | 0 | 0 | 1 | 0 | 0 | 0 | 0 | 0 | 0 | 2 | 0 | 0 | 2 | 1 | 0 | 0 | 0 | 1 | 4 |
| 05:15 PM | 0 | 1 | 0 | 0 | 1 | 0 | 0 | 0 | 0 | 0 | 0 | 0 | 0 | 0 | 0 | 0 | 0 | 1 | 0 | 1 | 2 |
| 05:30 PM | 0 | 3 | 0 | 0 | 3 | 0 | 0 | 0 | 0 | 0 | 1 | 1 | 0 | 0 | 2 | 0 | 0 | 1 | 0 | 1 | 6 |
| 05:45 PM | 0 | 0 | 0 | 0 | 0 | 0 | 0 | 0 | 0 | 0 | 1 | 1 | 0 | 0 | 2 | 0 | 0 | 0 | 0 | 0 | 2 |
| Total | 0 | 5 | 0 | 0 | 5 | 0 | 0 | 0 | 0 | 0 | 2 | 4 | 0 | 0 | 6 | 1 | 0 | 2 | 0 | 3 | 14 |

Century Engineering, Inc.

550 Bay Rd, Dover DE, 19901
Phone: 302-734-9188 Fax: 302-734-4589

File Name : WinonaAtMilford

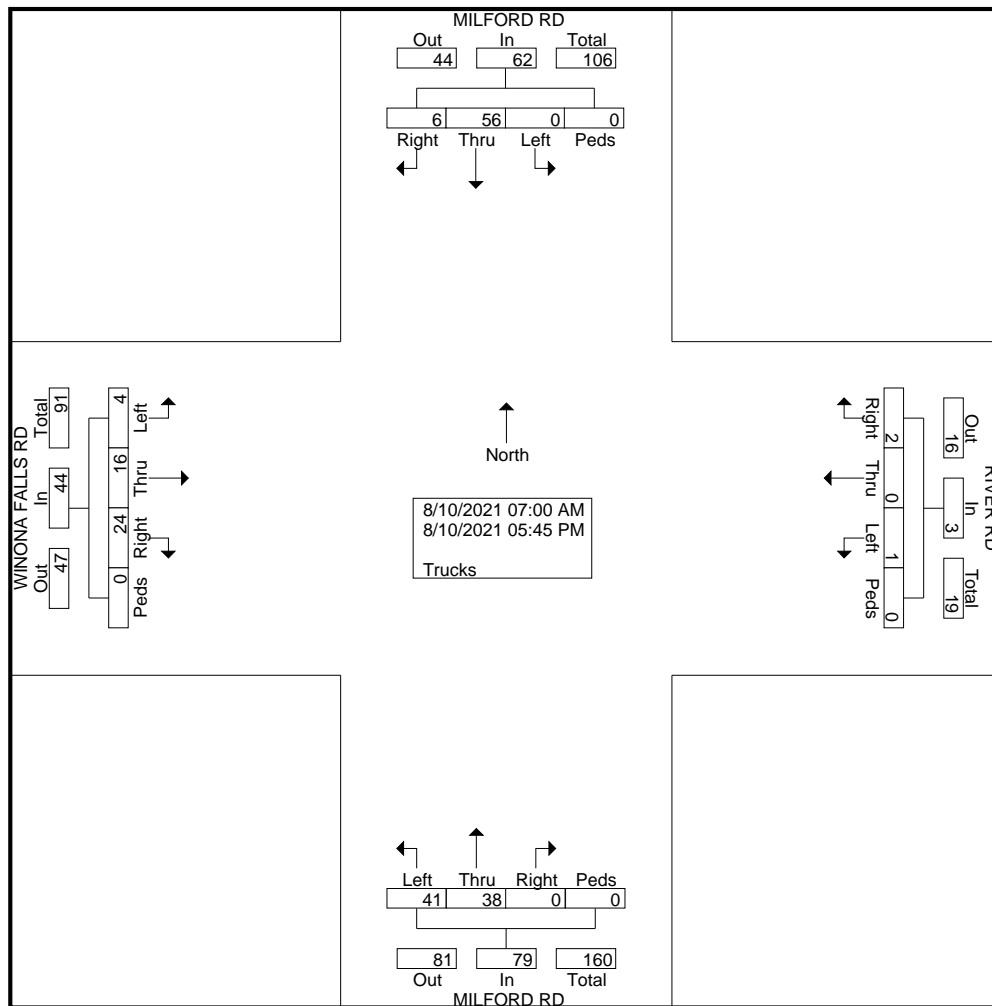
Site Code : 00000000

Start Date : 8/10/2021

Page No : 2

Groups Printed- Trucks

| | MILFORD RD From North | | | | | RIVER RD From East | | | | | MILFORD RD From South | | | | | WINONA FALLS RD From West | | | | | |
|-------------|--------------------------|------|-------|------|------------|-----------------------|------|-------|------|------------|--------------------------|------|-------|------|------------|------------------------------|------|-------|------|------------|------------|
| | Left | Thru | Right | Peds | App. Total | Left | Thru | Right | Peds | App. Total | Left | Thru | Right | Peds | App. Total | Left | Thru | Right | Peds | App. Total | Int. Total |
| Grand Total | 0 | 56 | 6 | 0 | 62 | 1 | 0 | 2 | 0 | 3 | 41 | 38 | 0 | 0 | 79 | 4 | 16 | 24 | 0 | 44 | 188 |
| Apprch % | 0 | 90.3 | 9.7 | 0 | | 33.3 | 0 | 66.7 | 0 | | 51.9 | 48.1 | 0 | 0 | | 9.1 | 36.4 | 54.5 | 0 | | |
| Total % | 0 | 29.8 | 3.2 | 0 | 33 | 0.5 | 0 | 1.1 | 0 | 1.6 | 21.8 | 20.2 | 0 | 0 | 42 | 2.1 | 8.5 | 12.8 | 0 | 23.4 | |



Century Engineering, Inc.

550 Bay Rd, Dover DE, 19901
Phone: 302-734-9188 Fax: 302-734-4589

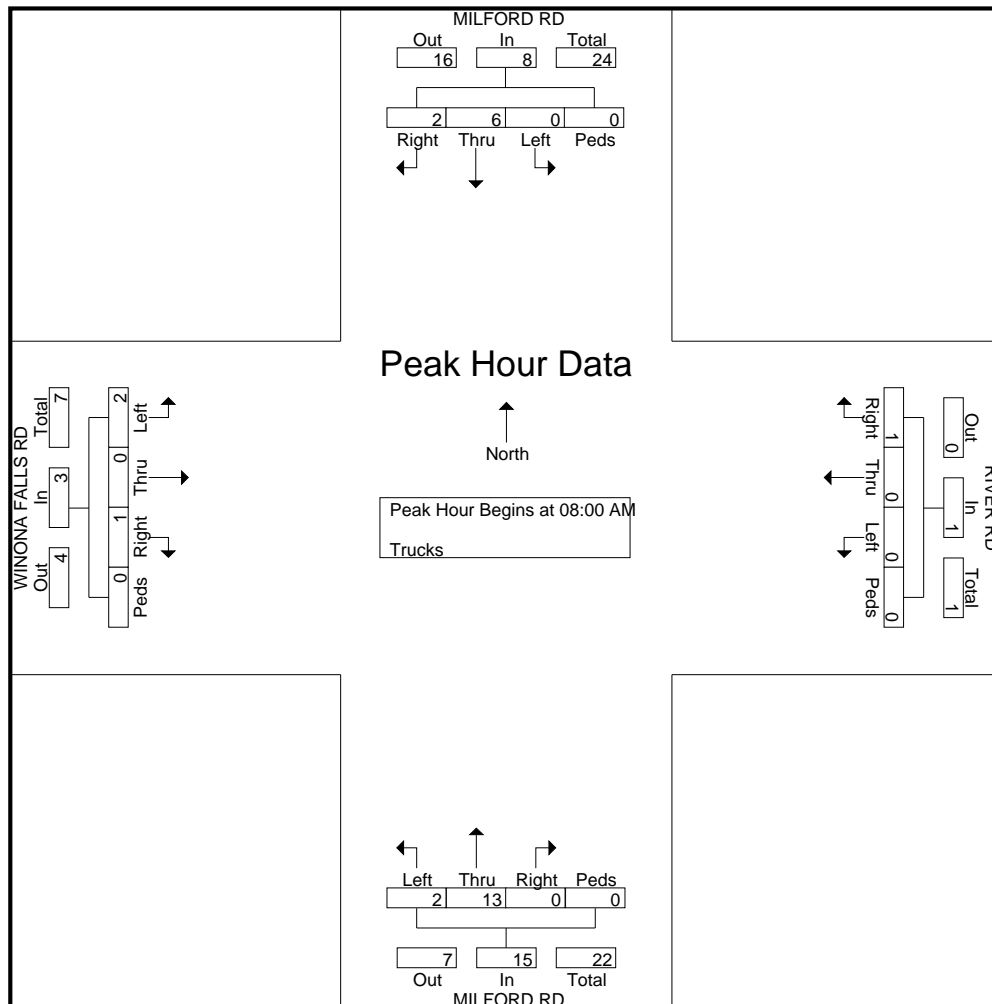
File Name : WinonaAtMilford

Site Code : 00000000

Start Date : 8/10/2021

Page No : 3

| | MILFORD RD From North | | | | | RIVER RD From East | | | | | MILFORD RD From South | | | | | WINONA FALLS RD From West | | | | | |
|---|--------------------------|------|-------|------|------------|-----------------------|------|-------|------|------------|--------------------------|------|-------|------|------------|------------------------------|------|-------|------|------------|------------|
| Start Time | Left | Thru | Right | Peds | App. Total | Left | Thru | Right | Peds | App. Total | Left | Thru | Right | Peds | App. Total | Left | Thru | Right | Peds | App. Total | Int. Total |
| Peak Hour Analysis From 07:00 AM to 08:45 AM - Peak 1 of 1 | | | | | | | | | | | | | | | | | | | | | |
| Peak Hour for Entire Intersection Begins at 08:00 AM | | | | | | | | | | | | | | | | | | | | | |
| 08:00 AM | 0 | 0 | 0 | 0 | 0 | 0 | 0 | 0 | 0 | 0 | 1 | 2 | 0 | 0 | 3 | 0 | 0 | 0 | 0 | 0 | 3 |
| 08:15 AM | 0 | 4 | 1 | 0 | 5 | 0 | 0 | 1 | 0 | 1 | 0 | 5 | 0 | 0 | 5 | 0 | 0 | 0 | 0 | 0 | 11 |
| 08:30 AM | 0 | 0 | 1 | 0 | 1 | 0 | 0 | 0 | 0 | 0 | 1 | 3 | 0 | 0 | 4 | 2 | 0 | 0 | 0 | 2 | 7 |
| 08:45 AM | 0 | 2 | 0 | 0 | 2 | 0 | 0 | 0 | 0 | 0 | 0 | 3 | 0 | 0 | 3 | 0 | 0 | 1 | 0 | 1 | 6 |
| Total Volume | 0 | 6 | 2 | 0 | 8 | 0 | 0 | 1 | 0 | 1 | 2 | 13 | 0 | 0 | 15 | 2 | 0 | 1 | 0 | 3 | 27 |
| % App. Total | 0 | 75 | 25 | 0 | | 0 | 0 | 100 | 0 | | 13.3 | 86.7 | 0 | 0 | | 66.7 | 0 | 33.3 | 0 | | |
| PHF | .000 | .375 | .500 | .000 | .400 | .000 | .000 | .250 | .000 | .250 | .500 | .650 | .000 | .000 | .750 | .250 | .000 | .250 | .000 | .375 | .614 |



Century Engineering, Inc.

550 Bay Rd, Dover DE, 19901
Phone: 302-734-9188 Fax: 302-734-4589

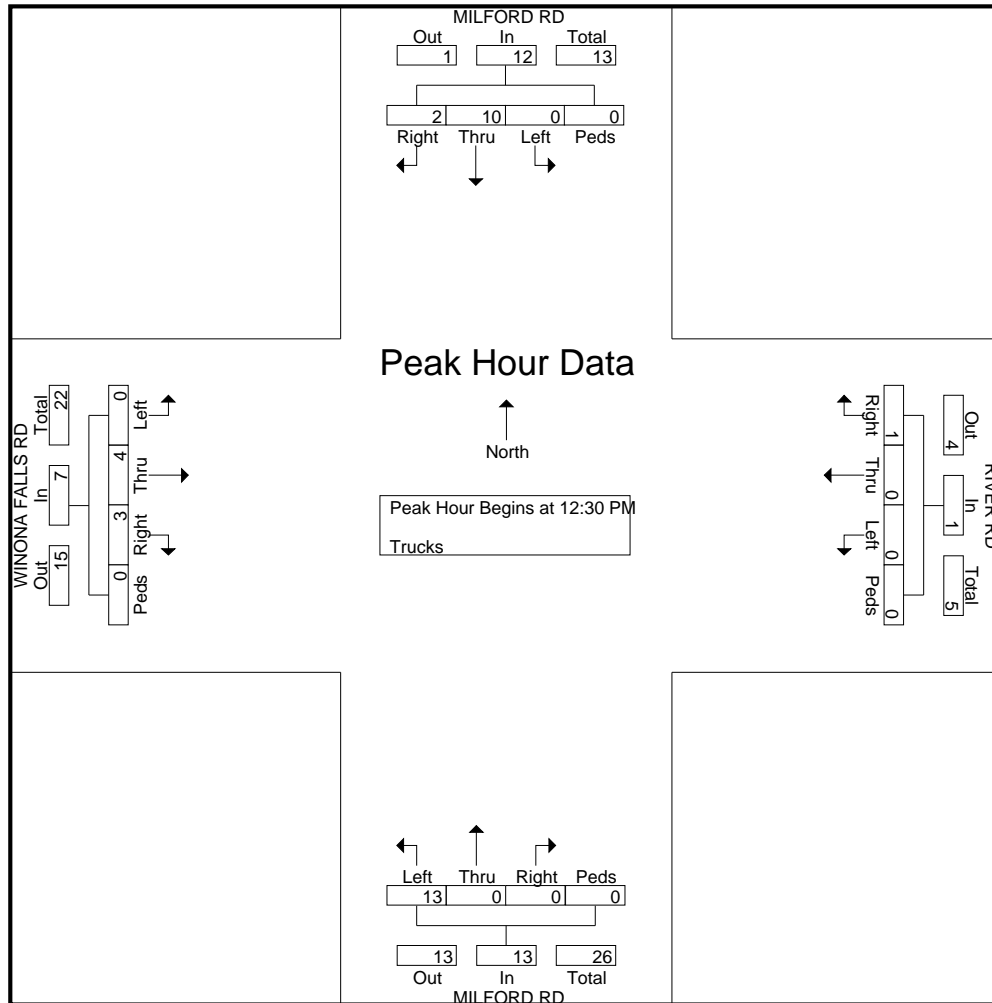
File Name : WinonaAtMilford

Site Code : 00000000

Start Date : 8/10/2021

Page No : 4

| | MILFORD RD From North | | | | | RIVER RD From East | | | | | MILFORD RD From South | | | | | WINONA FALLS RD From West | | | | | |
|---|--------------------------|------|-------|------|------------|-----------------------|------|-------|------|------------|--------------------------|------|-------|------|------------|------------------------------|------|-------|------|------------|------------|
| Start Time | Left | Thru | Right | Peds | App. Total | Left | Thru | Right | Peds | App. Total | Left | Thru | Right | Peds | App. Total | Left | Thru | Right | Peds | App. Total | Int. Total |
| Peak Hour Analysis From 11:00 AM to 01:45 PM - Peak 1 of 1 | | | | | | | | | | | | | | | | | | | | | |
| Peak Hour for Entire Intersection Begins at 12:30 PM | | | | | | | | | | | | | | | | | | | | | |
| 12:30 PM | 0 | 2 | 0 | 0 | 2 | 0 | 0 | 0 | 0 | 0 | 8 | 0 | 0 | 0 | 8 | 0 | 3 | 2 | 0 | 5 | 15 |
| 12:45 PM | 0 | 2 | 1 | 0 | 3 | 0 | 0 | 0 | 0 | 0 | 4 | 0 | 0 | 0 | 4 | 0 | 0 | 0 | 0 | 0 | 7 |
| 01:00 PM | 0 | 3 | 0 | 0 | 3 | 0 | 0 | 0 | 0 | 0 | 0 | 0 | 0 | 0 | 0 | 0 | 1 | 0 | 0 | 1 | 4 |
| 01:15 PM | 0 | 3 | 1 | 0 | 4 | 0 | 0 | 1 | 0 | 1 | 1 | 0 | 0 | 0 | 1 | 0 | 0 | 1 | 0 | 1 | 7 |
| Total Volume | 0 | 10 | 2 | 0 | 12 | 0 | 0 | 1 | 0 | 1 | 13 | 0 | 0 | 0 | 13 | 0 | 4 | 3 | 0 | 7 | 33 |
| % App. Total | 0 | 83.3 | 16.7 | 0 | | 0 | 0 | 100 | 0 | | 100 | 0 | 0 | 0 | | 0 | 57.1 | 42.9 | 0 | | |
| PHF | .000 | .833 | .500 | .000 | .750 | .000 | .000 | .250 | .000 | .250 | .406 | .000 | .000 | .000 | .406 | .000 | .333 | .375 | .000 | .350 | .550 |



Century Engineering, Inc.

550 Bay Rd, Dover DE, 19901
Phone: 302-734-9188 Fax: 302-734-4589

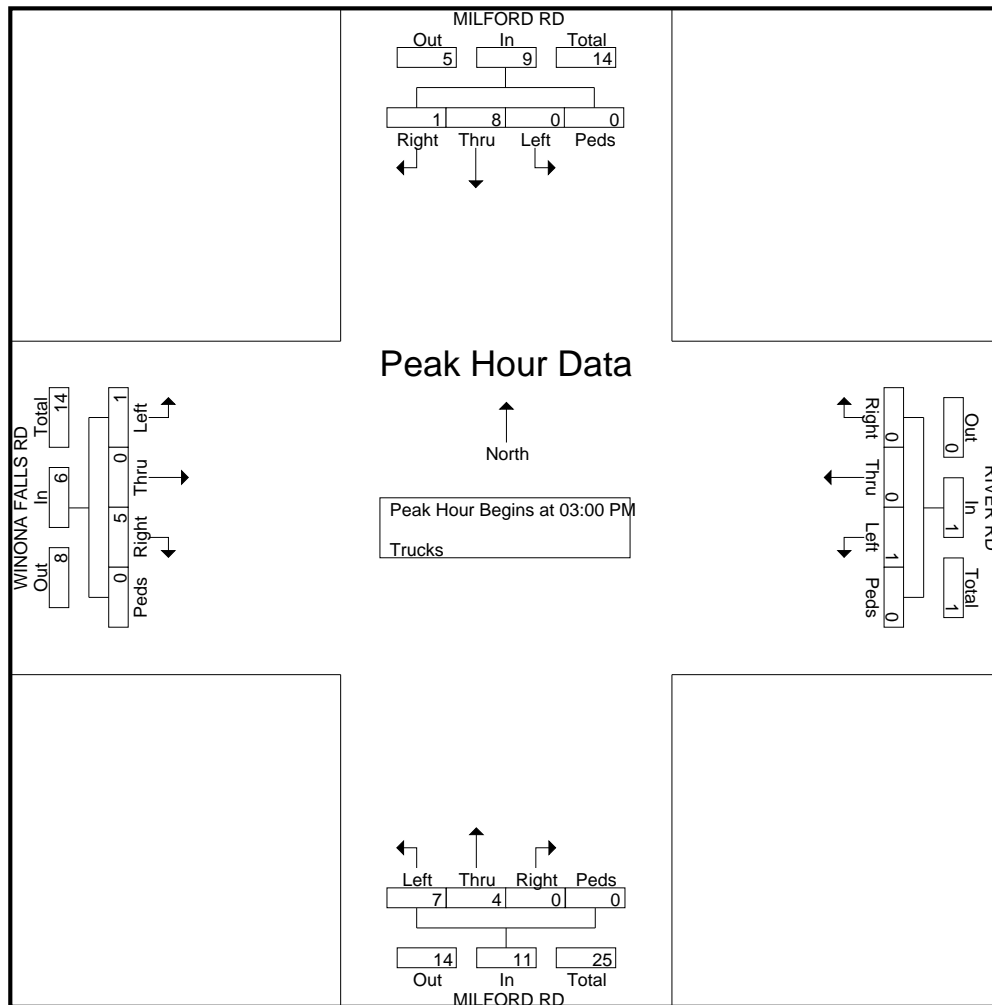
File Name : WinonaAtMilford

Site Code : 00000000

Start Date : 8/10/2021

Page No : 5

| | MILFORD RD From North | | | | | RIVER RD From East | | | | | MILFORD RD From South | | | | | WINONA FALLS RD From West | | | | | |
|---|--------------------------|------|-------|------|------------|-----------------------|------|-------|------|------------|--------------------------|----------|-------|------|------------|------------------------------|------|-------|------|------------|------------|
| Start Time | Left | Thru | Right | Peds | App. Total | Left | Thru | Right | Peds | App. Total | Left | Thru | Right | Peds | App. Total | Left | Thru | Right | Peds | App. Total | Int. Total |
| Peak Hour Analysis From 03:00 PM to 05:45 PM - Peak 1 of 1 | | | | | | | | | | | | | | | | | | | | | |
| Peak Hour for Entire Intersection Begins at 03:00 PM | | | | | | | | | | | | | | | | | | | | | |
| 03:00 PM | 0 | 1 | 0 | 0 | 1 | 1 | 0 | 0 | 0 | 1 | 3 | 1 | 0 | 0 | 4 | 0 | 0 | 0 | 0 | 0 | 6 |
| 03:15 PM | 0 | 0 | 0 | 0 | 0 | 0 | 0 | 0 | 0 | 0 | 2 | 1 | 0 | 0 | 3 | 0 | 0 | 3 | 0 | 3 | 6 |
| 03:30 PM | 0 | 0 | 1 | 0 | 1 | 0 | 0 | 0 | 0 | 0 | 1 | 1 | 0 | 0 | 2 | 0 | 0 | 1 | 0 | 1 | 4 |
| 03:45 PM | 0 | 7 | 0 | 0 | 7 | 0 | 0 | 0 | 0 | 0 | 1 | 1 | 0 | 0 | 2 | 1 | 0 | 1 | 0 | 2 | 11 |
| Total Volume | 0 | 8 | 1 | 0 | 9 | 1 | 0 | 0 | 0 | 1 | 7 | 4 | 0 | 0 | 11 | 1 | 0 | 5 | 0 | 6 | 27 |
| % App. Total | 0 | 88.9 | 11.1 | 0 | | 100 | 0 | 0 | 0 | | 63.6 | 36.4 | 0 | 0 | | 16.7 | 0 | 83.3 | 0 | | |
| PHF | .000 | .286 | .250 | .000 | .321 | .250 | .000 | .000 | .000 | .250 | .583 | 1.0 0 | .000 | .000 | .688 | .250 | .000 | .417 | .000 | .500 | .614 |



Century Engineering, Inc.

550 Bay Rd, Dover DE, 19901
Phone: 302-734-9188 Fax: 302-734-4589

Intersection: MilfordRd @ Winona FallsRd
Counted By: Mike K
Date: 8/10/2021
Weather: Overcast 80

File Name : WinonaAtMilford
Site Code : 00000000
Start Date : 8/10/2021
Page No : 1

Groups Printed- Bikes

| | MILFORD RD From North | | | | | RIVER RD From East | | | | | MILFORD RD From South | | | | | WINONA FALLS RD From West | | | | | |
|---------------|--------------------------|------|-------|------|------------|-----------------------|------|-------|------|------------|--------------------------|------|-------|------|------------|------------------------------|------|-------|------|------------|------------|
| Start Time | Left | Thru | Right | Peds | App. Total | Left | Thru | Right | Peds | App. Total | Left | Thru | Right | Peds | App. Total | Left | Thru | Right | Peds | App. Total | Int. Total |
| *** BREAK *** | | | | | | | | | | | | | | | | | | | | | |
| 07:45 AM | 0 | 0 | 0 | 0 | 0 | 0 | 0 | 0 | 0 | 0 | 0 | 0 | 0 | 0 | 0 | 1 | 0 | 0 | 0 | 1 | 1 |
| Total | 0 | 0 | 0 | 0 | 0 | 0 | 0 | 0 | 0 | 0 | 0 | 0 | 0 | 0 | 0 | 1 | 0 | 0 | 0 | 1 | 1 |
| *** BREAK *** | | | | | | | | | | | | | | | | | | | | | |
| 11:30 AM | 0 | 0 | 0 | 0 | 0 | 0 | 1 | 0 | 0 | 1 | 0 | 0 | 0 | 0 | 0 | 2 | 0 | 0 | 0 | 2 | 3 |
| 11:45 AM | 0 | 0 | 0 | 0 | 0 | 0 | 1 | 0 | 0 | 1 | 0 | 0 | 0 | 0 | 0 | 0 | 0 | 0 | 0 | 0 | 1 |
| Total | 0 | 0 | 0 | 0 | 0 | 0 | 2 | 0 | 0 | 2 | 0 | 0 | 0 | 0 | 0 | 2 | 0 | 0 | 0 | 2 | 4 |
| 12:00 PM | 0 | 0 | 0 | 0 | 0 | 0 | 1 | 0 | 0 | 1 | 0 | 0 | 0 | 0 | 0 | 1 | 0 | 0 | 0 | 1 | 2 |
| *** BREAK *** | | | | | | | | | | | | | | | | | | | | | |
| 12:30 PM | 0 | 0 | 0 | 0 | 0 | 0 | 0 | 0 | 0 | 0 | 0 | 0 | 0 | 0 | 0 | 0 | 1 | 0 | 0 | 1 | 1 |
| *** BREAK *** | | | | | | | | | | | | | | | | | | | | | |
| Total | 0 | 0 | 0 | 0 | 0 | 0 | 1 | 0 | 0 | 1 | 0 | 0 | 0 | 0 | 0 | 1 | 1 | 0 | 0 | 2 | 3 |
| *** BREAK *** | | | | | | | | | | | | | | | | | | | | | |
| Grand Total | 0 | 0 | 0 | 0 | 0 | 0 | 3 | 0 | 0 | 3 | 0 | 0 | 0 | 0 | 0 | 4 | 1 | 0 | 0 | 5 | 8 |
| Apprch % | 0 | 0 | 0 | 0 | | 0 | 100 | 0 | 0 | | 0 | 0 | 0 | 0 | | 80 | 20 | 0 | 0 | | |
| Total % | 0 | 0 | 0 | 0 | 0 | 0 | 37.5 | 0 | 0 | 37.5 | 0 | 0 | 0 | 0 | 0 | 50 | 12.5 | 0 | 0 | 62.5 | |

Century Engineering, Inc.

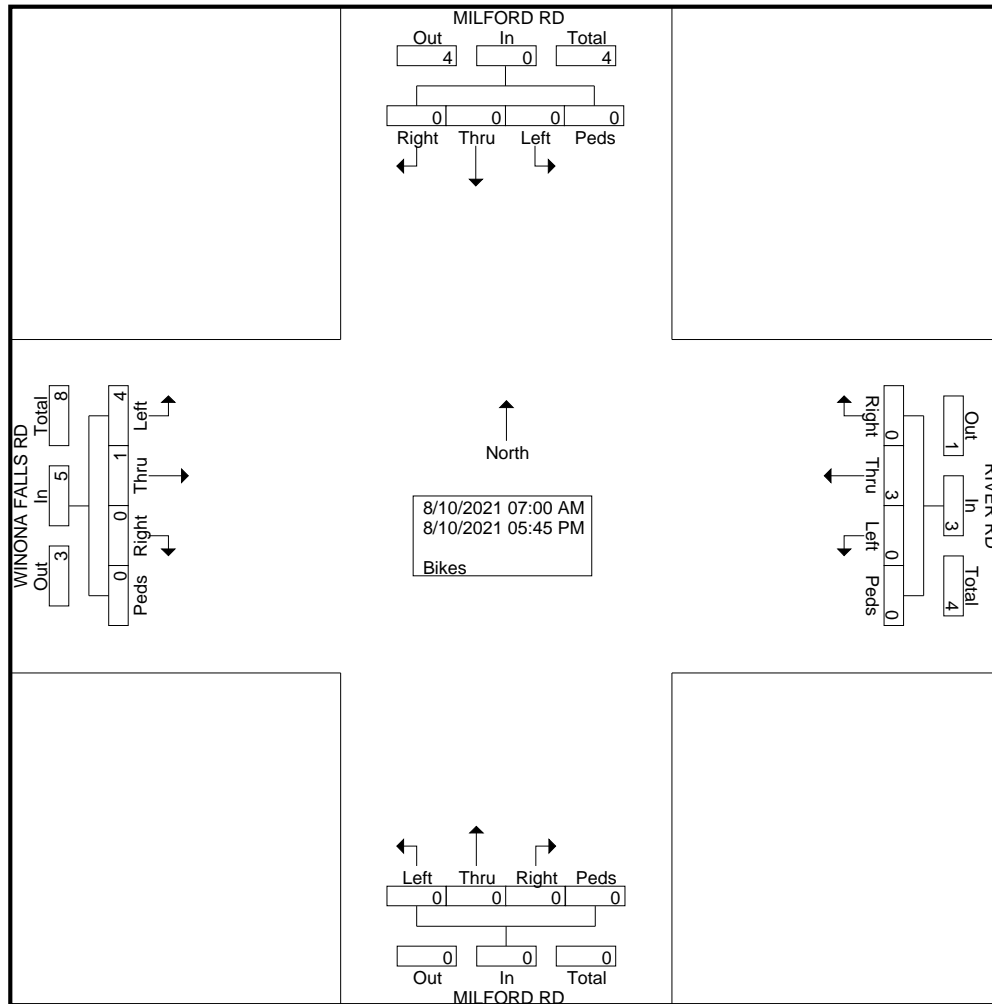
550 Bay Rd, Dover DE, 19901
Phone: 302-734-9188 Fax: 302-734-4589

File Name : WinonaAtMilford

Site Code : 00000000

Start Date : 8/10/2021

Page No : 2



Century Engineering, Inc.

550 Bay Rd, Dover DE, 19901
Phone: 302-734-9188 Fax: 302-734-4589

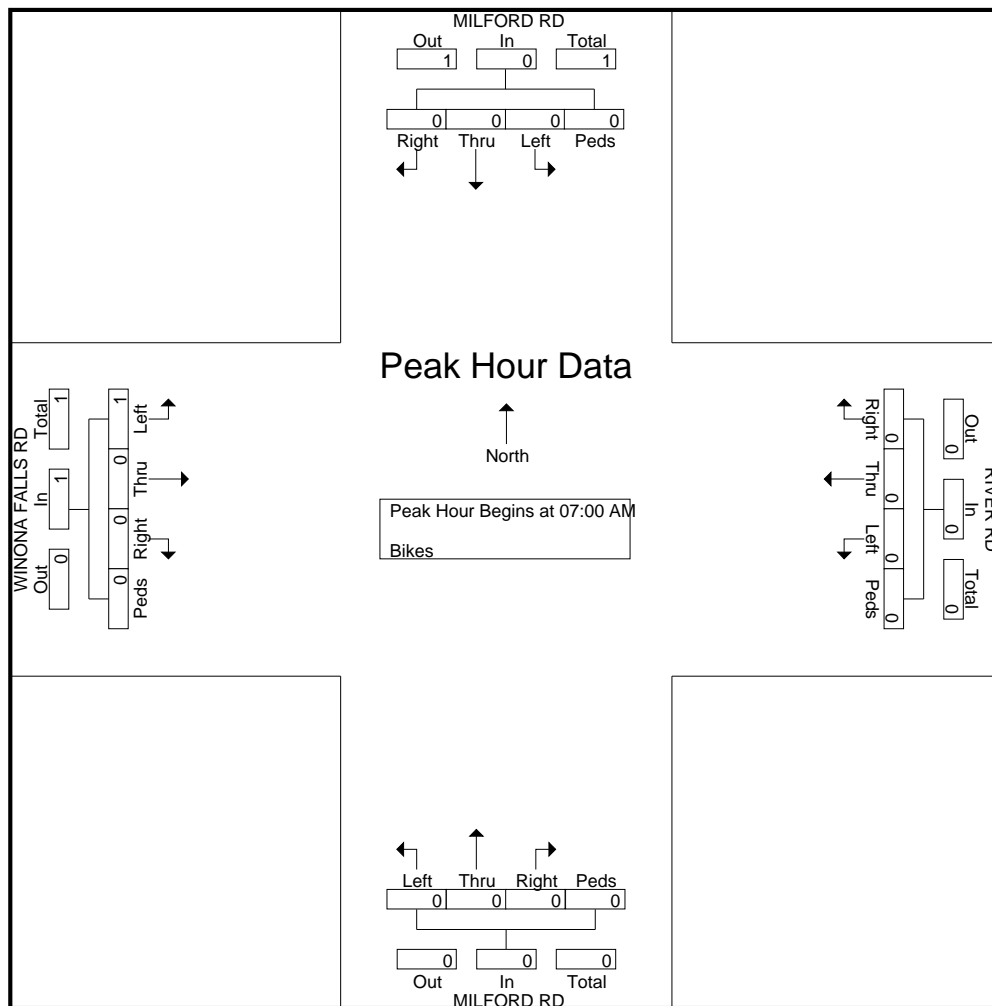
File Name : WinonaAtMilford

Site Code : 00000000

Start Date : 8/10/2021

Page No : 3

| | MILFORD RD From North | | | | | RIVER RD From East | | | | | MILFORD RD From South | | | | | WINONA FALLS RD From West | | | | | |
|---|--------------------------|------|-------|------|------------|-----------------------|------|-------|------|------------|--------------------------|------|-------|------|------------|------------------------------|------|-------|------|------------|------------|
| Start Time | Left | Thru | Right | Peds | App. Total | Left | Thru | Right | Peds | App. Total | Left | Thru | Right | Peds | App. Total | Left | Thru | Right | Peds | App. Total | Int. Total |
| Peak Hour Analysis From 07:00 AM to 08:45 AM - Peak 1 of 1 | | | | | | | | | | | | | | | | | | | | | |
| Peak Hour for Entire Intersection Begins at 07:00 AM | | | | | | | | | | | | | | | | | | | | | |
| 07:00 AM | 0 | 0 | 0 | 0 | 0 | 0 | 0 | 0 | 0 | 0 | 0 | 0 | 0 | 0 | 0 | 0 | 0 | 0 | 0 | 0 | 0 |
| 07:15 AM | 0 | 0 | 0 | 0 | 0 | 0 | 0 | 0 | 0 | 0 | 0 | 0 | 0 | 0 | 0 | 0 | 0 | 0 | 0 | 0 | 0 |
| 07:30 AM | 0 | 0 | 0 | 0 | 0 | 0 | 0 | 0 | 0 | 0 | 0 | 0 | 0 | 0 | 0 | 0 | 0 | 0 | 0 | 0 | 0 |
| 07:45 AM | 0 | 0 | 0 | 0 | 0 | 0 | 0 | 0 | 0 | 0 | 0 | 0 | 0 | 0 | 0 | 1 | 0 | 0 | 0 | 1 | 1 |
| Total Volume | 0 | 0 | 0 | 0 | 0 | 0 | 0 | 0 | 0 | 0 | 0 | 0 | 0 | 0 | 0 | 1 | 0 | 0 | 0 | 1 | 1 |
| % App. Total | 0 | 0 | 0 | 0 | 0 | 0 | 0 | 0 | 0 | 0 | 0 | 0 | 0 | 0 | 0 | 100 | 0 | 0 | 0 | 0 | 100 |
| PHF | .000 | .000 | .000 | .000 | .000 | .000 | .000 | .000 | .000 | .000 | .000 | .000 | .000 | .000 | .000 | .250 | .000 | .000 | .000 | .250 | .250 |



Century Engineering, Inc.

550 Bay Rd, Dover DE, 19901
Phone: 302-734-9188 Fax: 302-734-4589

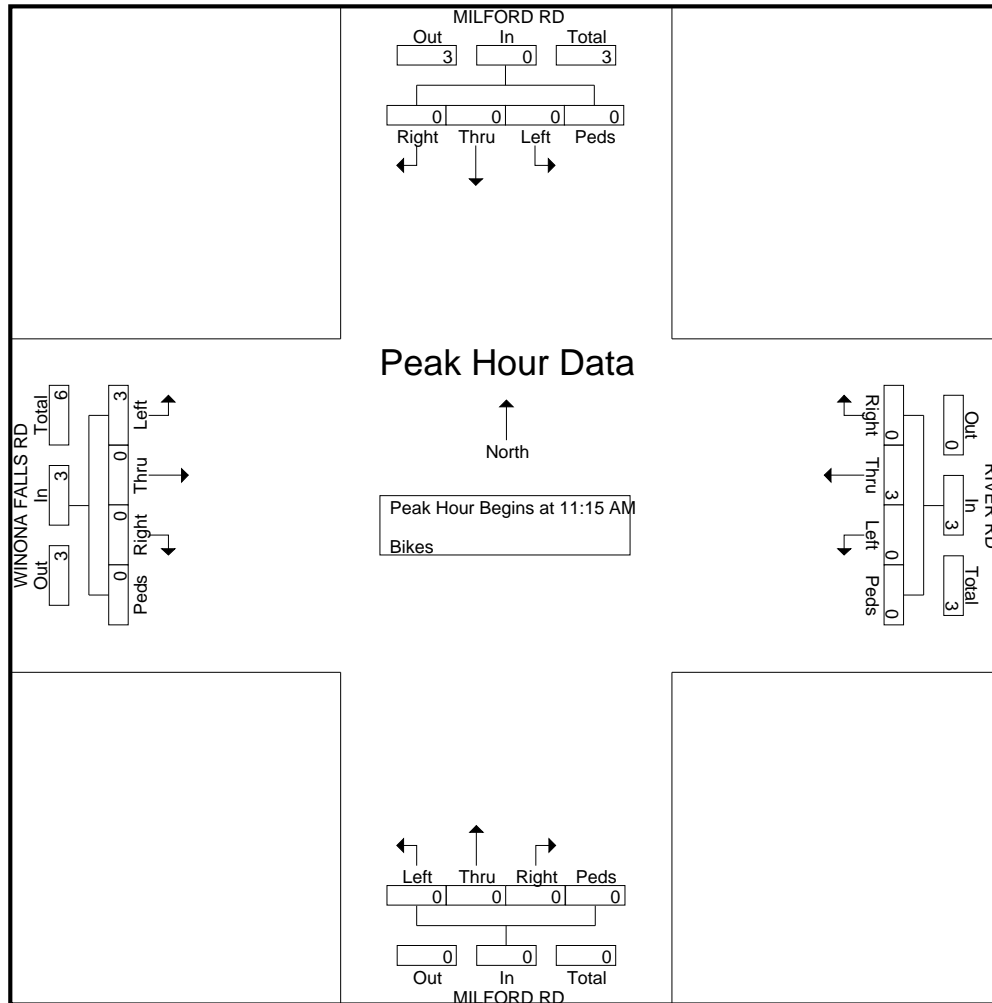
File Name : WinonaAtMilford

Site Code : 00000000

Start Date : 8/10/2021

Page No : 4

| | MILFORD RD From North | | | | | RIVER RD From East | | | | | MILFORD RD From South | | | | | WINONA FALLS RD From West | | | | | |
|---|--------------------------|------|-------|------|------------|-----------------------|------|-------|------|------------|--------------------------|------|-------|------|------------|------------------------------|------|-------|------|------------|------------|
| Start Time | Left | Thru | Right | Peds | App. Total | Left | Thru | Right | Peds | App. Total | Left | Thru | Right | Peds | App. Total | Left | Thru | Right | Peds | App. Total | Int. Total |
| Peak Hour Analysis From 11:00 AM to 01:45 PM - Peak 1 of 1 | | | | | | | | | | | | | | | | | | | | | |
| Peak Hour for Entire Intersection Begins at 11:15 AM | | | | | | | | | | | | | | | | | | | | | |
| 11:15 AM | 0 | 0 | 0 | 0 | 0 | 0 | 0 | 0 | 0 | 0 | 0 | 0 | 0 | 0 | 0 | 0 | 0 | 0 | 0 | 0 | 0 |
| 11:30 AM | 0 | 0 | 0 | 0 | 0 | 0 | 1 | 0 | 0 | 1 | 0 | 0 | 0 | 0 | 0 | 2 | 0 | 0 | 0 | 2 | 3 |
| 11:45 AM | 0 | 0 | 0 | 0 | 0 | 0 | 1 | 0 | 0 | 1 | 0 | 0 | 0 | 0 | 0 | 0 | 0 | 0 | 0 | 0 | 1 |
| 12:00 PM | 0 | 0 | 0 | 0 | 0 | 0 | 1 | 0 | 0 | 1 | 0 | 0 | 0 | 0 | 0 | 1 | 0 | 0 | 0 | 1 | 2 |
| Total Volume | 0 | 0 | 0 | 0 | 0 | 0 | 3 | 0 | 0 | 3 | 0 | 0 | 0 | 0 | 0 | 3 | 0 | 0 | 0 | 3 | 6 |
| % App. Total | 0 | 0 | 0 | 0 | 0 | 0 | 100 | 0 | 0 | | 0 | 0 | 0 | 0 | 0 | 100 | 0 | 0 | 0 | | |
| PHF | .000 | .000 | .000 | .000 | .000 | .000 | .750 | .000 | .000 | .750 | .000 | .000 | .000 | .000 | .000 | .375 | .000 | .000 | .000 | .375 | .500 |



Century Engineering, Inc.

550 Bay Rd, Dover DE, 19901
Phone: 302-734-9188 Fax: 302-734-4589

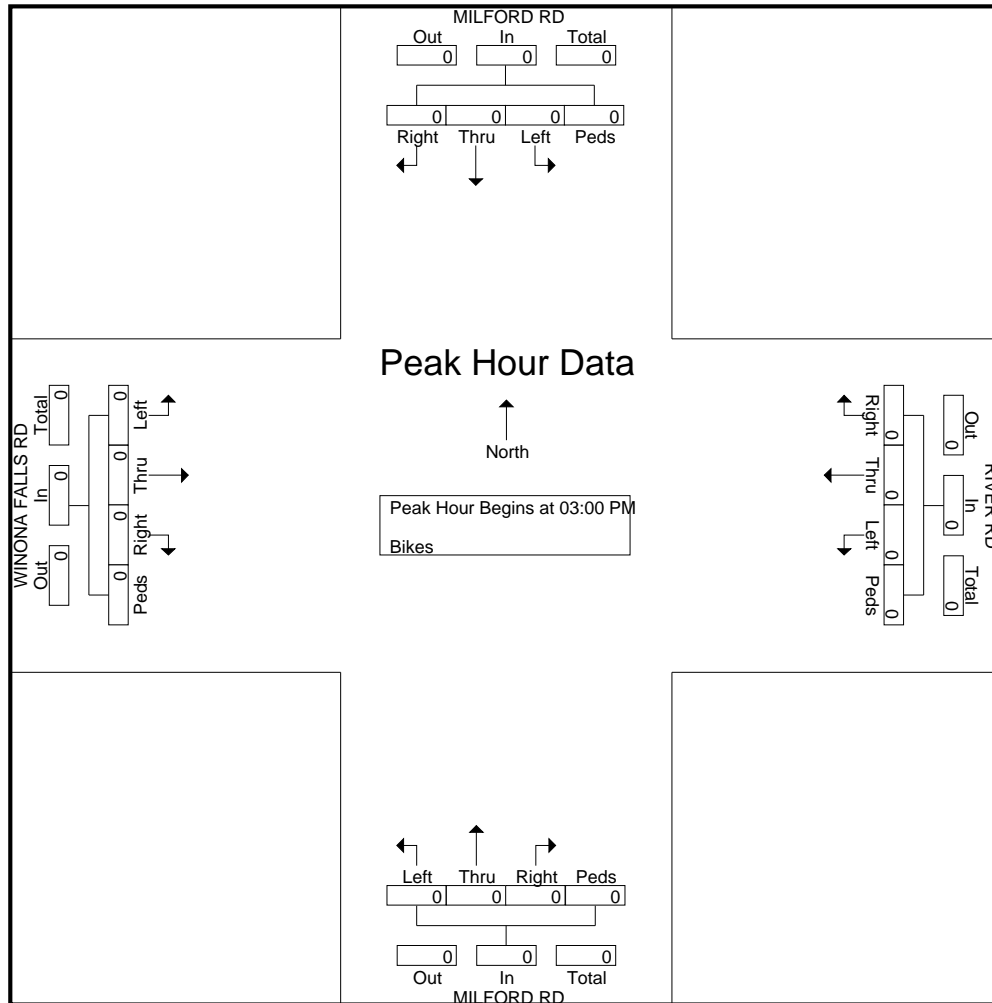
File Name : WinonaAtMilford

Site Code : 00000000

Start Date : 8/10/2021

Page No : 5

| | MILFORD RD From North | | | | | RIVER RD From East | | | | | MILFORD RD From South | | | | | WINONA FALLS RD From West | | | | | |
|---|--------------------------|------|-------|------|------------|-----------------------|------|-------|------|------------|--------------------------|------|-------|------|------------|------------------------------|------|-------|------|------------|------------|
| Start Time | Left | Thru | Right | Peds | App. Total | Left | Thru | Right | Peds | App. Total | Left | Thru | Right | Peds | App. Total | Left | Thru | Right | Peds | App. Total | Int. Total |
| Peak Hour Analysis From 03:00 PM to 05:45 PM - Peak 1 of 1 | | | | | | | | | | | | | | | | | | | | | |
| Peak Hour for Entire Intersection Begins at 03:00 PM | | | | | | | | | | | | | | | | | | | | | |
| 03:00 PM | 0 | 0 | 0 | 0 | 0 | 0 | 0 | 0 | 0 | 0 | 0 | 0 | 0 | 0 | 0 | 0 | 0 | 0 | 0 | 0 | 0 |
| 03:15 PM | 0 | 0 | 0 | 0 | 0 | 0 | 0 | 0 | 0 | 0 | 0 | 0 | 0 | 0 | 0 | 0 | 0 | 0 | 0 | 0 | 0 |
| 03:30 PM | 0 | 0 | 0 | 0 | 0 | 0 | 0 | 0 | 0 | 0 | 0 | 0 | 0 | 0 | 0 | 0 | 0 | 0 | 0 | 0 | 0 |
| 03:45 PM | 0 | 0 | 0 | 0 | 0 | 0 | 0 | 0 | 0 | 0 | 0 | 0 | 0 | 0 | 0 | 0 | 0 | 0 | 0 | 0 | 0 |
| Total Volume | 0 | 0 | 0 | 0 | 0 | 0 | 0 | 0 | 0 | 0 | 0 | 0 | 0 | 0 | 0 | 0 | 0 | 0 | 0 | 0 | 0 |
| % App. Total | 0 | 0 | 0 | 0 | 0 | 0 | 0 | 0 | 0 | 0 | 0 | 0 | 0 | 0 | 0 | 0 | 0 | 0 | 0 | 0 | 0 |
| PHF | .000 | .000 | .000 | .000 | .000 | .000 | .000 | .000 | .000 | .000 | .000 | .000 | .000 | .000 | .000 | .000 | .000 | .000 | .000 | .000 | .000 |



Century Engineering, LLC. A Kleinfelder Company

550 S Bay Rd, Dover DE
Phone: 302-734-9188 Fax: 302-734-4589

Intersection: Milford @ Winona Falls
Counted By: Autumn Naudain
Date: 8/13/2022
Weather: Clear, 70

File Name : Sat Midday Location 1
Site Code : 00000000
Start Date : 8/16/2022
Page No : 1

Groups Printed- Cars

| | MILFORD ROAD From North | | | | | WINONA FALLS ROAD From East | | | | | MILFORD ROAD From South | | | | | RIVER ROAD From West | | | | | |
|-------------|----------------------------|------|-------|------|------------|--------------------------------|------|-------|------|------------|----------------------------|------|-------|------|------------|-------------------------|------|-------|------|------------|------------|
| Start Time | Left | Thru | Right | Peds | App. Total | Left | Thru | Right | Peds | App. Total | Left | Thru | Right | Peds | App. Total | Left | Thru | Right | Peds | App. Total | Int. Total |
| 11:00 AM | 55 | 128 | 8 | 0 | 191 | 12 | 3 | 52 | 0 | 67 | 6 | 96 | 5 | 0 | 107 | 10 | 4 | 3 | 0 | 17 | 382 |
| 11:15 AM | 54 | 118 | 5 | 0 | 177 | 9 | 4 | 55 | 0 | 68 | 3 | 105 | 4 | 0 | 112 | 10 | 3 | 2 | 0 | 15 | 372 |
| 11:30 AM | 54 | 132 | 6 | 0 | 192 | 12 | 7 | 47 | 0 | 66 | 3 | 126 | 7 | 0 | 136 | 8 | 6 | 6 | 0 | 20 | 414 |
| 11:45 AM | 60 | 123 | 4 | 0 | 187 | 11 | 4 | 61 | 0 | 76 | 7 | 119 | 11 | 0 | 137 | 11 | 6 | 3 | 0 | 20 | 420 |
| Total | 223 | 501 | 23 | 0 | 747 | 44 | 18 | 215 | 0 | 277 | 19 | 446 | 27 | 0 | 492 | 39 | 19 | 14 | 0 | 72 | 1588 |
| 12:00 PM | 67 | 137 | 12 | 0 | 216 | 10 | 5 | 48 | 0 | 63 | 9 | 100 | 2 | 0 | 111 | 6 | 2 | 14 | 0 | 22 | 412 |
| 12:15 PM | 63 | 121 | 5 | 0 | 189 | 9 | 2 | 48 | 0 | 59 | 2 | 105 | 6 | 0 | 113 | 6 | 4 | 6 | 0 | 16 | 377 |
| 12:30 PM | 62 | 135 | 13 | 0 | 210 | 11 | 5 | 69 | 0 | 85 | 8 | 106 | 9 | 0 | 123 | 6 | 9 | 4 | 0 | 19 | 437 |
| 12:45 PM | 79 | 131 | 8 | 0 | 218 | 13 | 2 | 57 | 0 | 72 | 6 | 105 | 8 | 0 | 119 | 9 | 3 | 5 | 0 | 17 | 426 |
| Total | 271 | 524 | 38 | 0 | 833 | 43 | 14 | 222 | 0 | 279 | 25 | 416 | 25 | 0 | 466 | 27 | 18 | 29 | 0 | 74 | 1652 |
| 01:00 PM | 63 | 155 | 4 | 0 | 222 | 12 | 3 | 54 | 0 | 69 | 9 | 122 | 9 | 0 | 140 | 15 | 7 | 3 | 0 | 25 | 456 |
| 01:15 PM | 75 | 140 | 14 | 0 | 229 | 9 | 4 | 50 | 0 | 63 | 5 | 122 | 1 | 0 | 128 | 6 | 2 | 6 | 0 | 14 | 434 |
| 01:30 PM | 80 | 106 | 10 | 0 | 196 | 9 | 3 | 51 | 0 | 63 | 10 | 148 | 7 | 0 | 165 | 7 | 6 | 7 | 0 | 20 | 444 |
| 01:45 PM | 83 | 114 | 10 | 0 | 207 | 11 | 5 | 54 | 0 | 70 | 7 | 151 | 9 | 0 | 167 | 12 | 7 | 11 | 0 | 30 | 474 |
| Total | 301 | 515 | 38 | 0 | 854 | 41 | 15 | 209 | 0 | 265 | 31 | 543 | 26 | 0 | 600 | 40 | 22 | 27 | 0 | 89 | 1808 |
| Grand Total | 795 | 1540 | 99 | 0 | 2434 | 128 | 47 | 646 | 0 | 821 | 75 | 1405 | 78 | 0 | 1558 | 106 | 59 | 70 | 0 | 235 | 5048 |
| Apprch % | 32.7 | 63.3 | 4.1 | 0 | | 15.6 | 5.7 | 78.7 | 0 | | 4.8 | 90.2 | 5 | 0 | | 45.1 | 25.1 | 29.8 | 0 | | |
| Total % | 15.7 | 30.5 | 2 | 0 | 48.2 | 2.5 | 0.9 | 12.8 | 0 | 16.3 | 1.5 | 27.8 | 1.5 | 0 | 30.9 | 2.1 | 1.2 | 1.4 | 0 | 4.7 | |

Century Engineering, LLC. A Kleinfelder Company

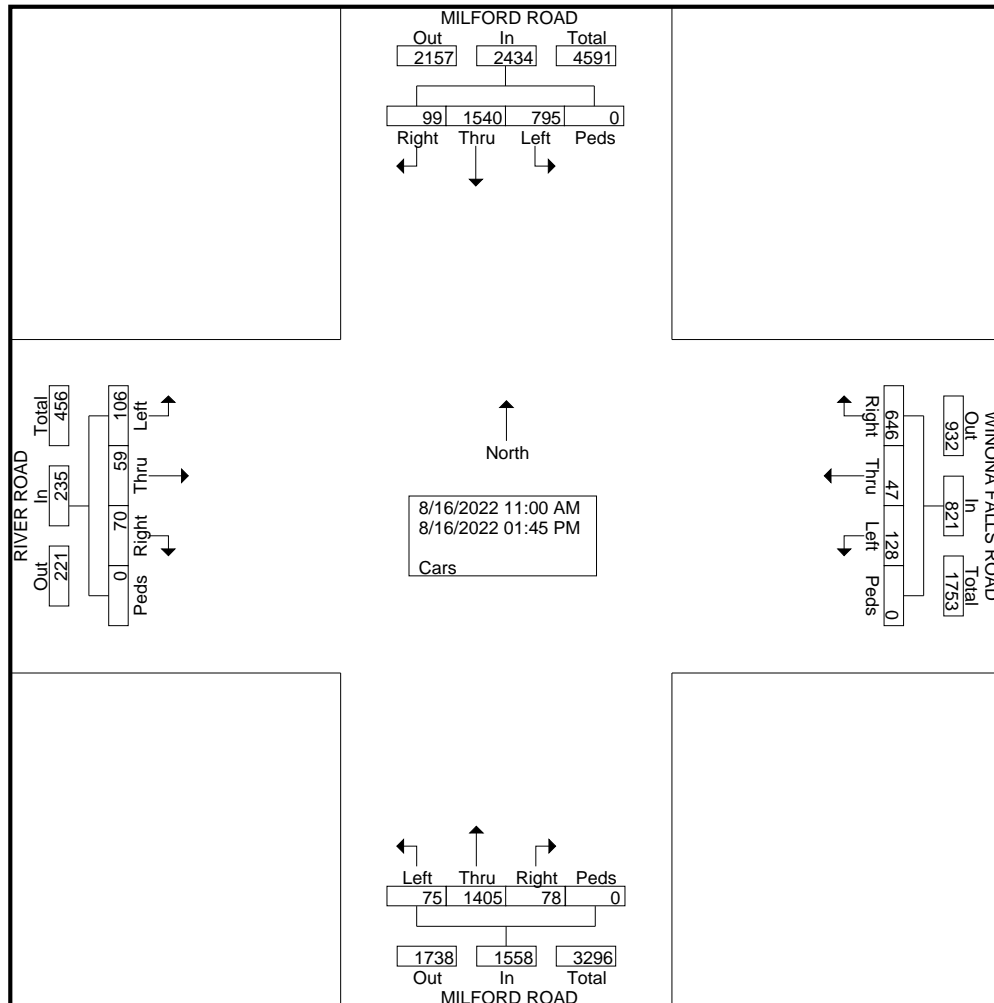
550 S Bay Rd, Dover DE
Phone: 302-734-9188 Fax: 302-734-4589

File Name : Sat Midday Location 1

Site Code : 00000000

Start Date : 8/16/2022

Page No : 2



Century Engineering, LLC. A Kleinfelder Company

550 S Bay Rd, Dover DE
Phone: 302-734-9188 Fax: 302-734-4589

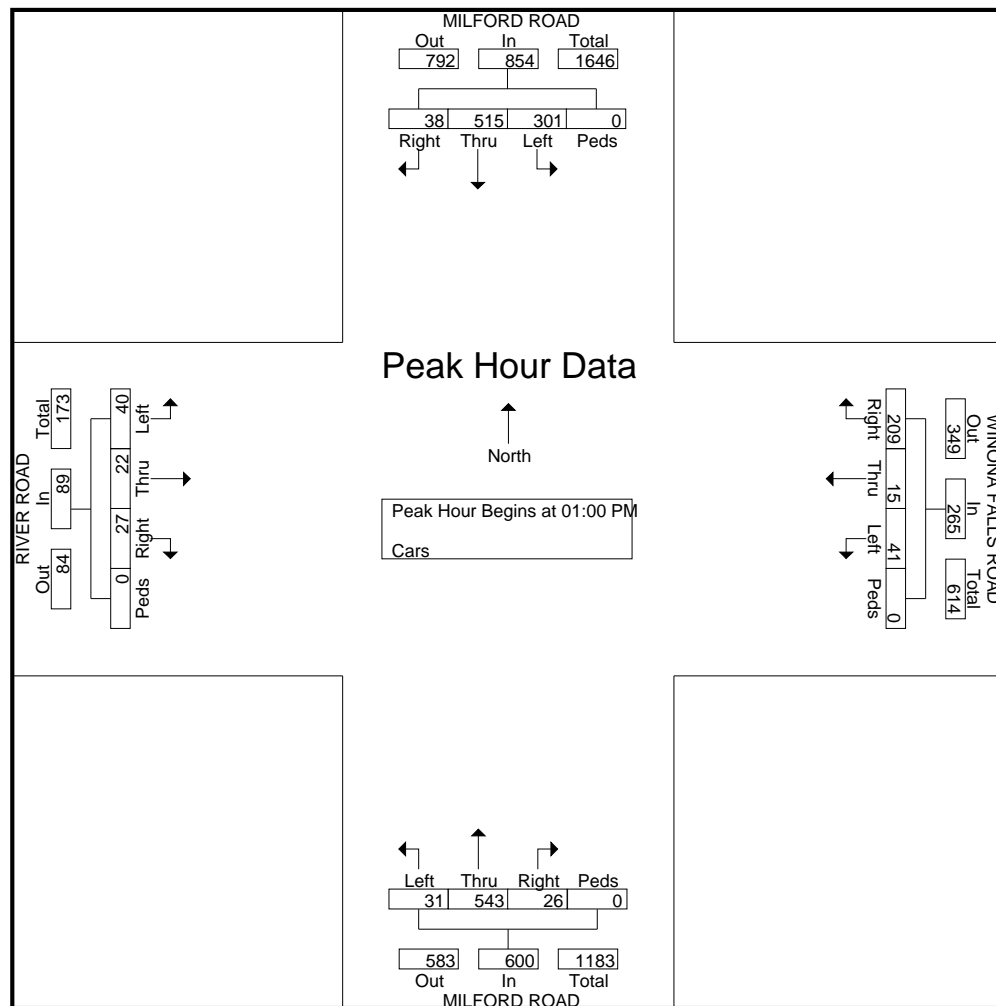
File Name : Sat Midday Location 1

Site Code : 00000000

Start Date : 8/16/2022

Page No : 3

| | MILFORD ROAD From North | | | | | WINONA FALLS ROAD From East | | | | | MILFORD ROAD From South | | | | | RIVER ROAD From West | | | | | |
|--|----------------------------|------|-------|------|------------|--------------------------------|------|-------|------|------------|----------------------------|------|-------|------|------------|-------------------------|------|-------|------|------------|------------|
| Start Time | Left | Thru | Right | Peds | App. Total | Left | Thru | Right | Peds | App. Total | Left | Thru | Right | Peds | App. Total | Left | Thru | Right | Peds | App. Total | Int. Total |
| Peak Hour Analysis From 11:00 AM to 01:45 PM - Peak 1 of 1 | | | | | | | | | | | | | | | | | | | | | |
| Peak Hour for Entire Intersection Begins at 01:00 PM | | | | | | | | | | | | | | | | | | | | | |
| 01:00 PM | 63 | 155 | 4 | 0 | 222 | 12 | 3 | 54 | 0 | 69 | 9 | 122 | 9 | 0 | 140 | 15 | 7 | 3 | 0 | 25 | 456 |
| 01:15 PM | 75 | 140 | 14 | 0 | 229 | 9 | 4 | 50 | 0 | 63 | 5 | 122 | 1 | 0 | 128 | 6 | 2 | 6 | 0 | 14 | 434 |
| 01:30 PM | 80 | 106 | 10 | 0 | 196 | 9 | 3 | 51 | 0 | 63 | 10 | 148 | 7 | 0 | 165 | 7 | 6 | 7 | 0 | 20 | 444 |
| 01:45 PM | 83 | 114 | 10 | 0 | 207 | 11 | 5 | 54 | 0 | 70 | 7 | 151 | 9 | 0 | 167 | 12 | 7 | 11 | 0 | 30 | 474 |
| Total Volume | 301 | 515 | 38 | 0 | 854 | 41 | 15 | 209 | 0 | 265 | 31 | 543 | 26 | 0 | 600 | 40 | 22 | 27 | 0 | 89 | 1808 |
| % App. Total | 35.2 | 60.3 | 4.4 | 0 | | 15.5 | 5.7 | 78.9 | 0 | | 5.2 | 90.5 | 4.3 | 0 | | 44.9 | 24.7 | 30.3 | 0 | | |
| PHF | .907 | .831 | .679 | .000 | .932 | .854 | .750 | .968 | .000 | .946 | .775 | .899 | .722 | .000 | .898 | .667 | .786 | .614 | .000 | .742 | .954 |



Century Engineering, LLC. A Kleinfelder Company

550 S Bay Rd, Dover DE
Phone: 302-734-9188 Fax: 302-734-4589

Intersection: Milford @ Winona Falls
Counted By: Autumn Naudain
Date: 8/13/2022
Weather: Clear, 70

File Name : Sat Midday Location 1
Site Code : 00000000
Start Date : 8/16/2022
Page No : 1

Groups Printed- Heavies

| | MILFORD ROAD From North | | | | | WINONA FALLS ROAD From East | | | | | MILFORD ROAD From South | | | | | RIVER ROAD From West | | | | | |
|-------------|----------------------------|------|-------|------|------------|--------------------------------|------|-------|------|------------|----------------------------|------|-------|------|------------|-------------------------|------|-------|------|------------|------------|
| Start Time | Left | Thru | Right | Peds | App. Total | Left | Thru | Right | Peds | App. Total | Left | Thru | Right | Peds | App. Total | Left | Thru | Right | Peds | App. Total | Int. Total |
| 11:00 AM | 1 | 1 | 0 | 0 | 2 | 0 | 1 | 1 | 0 | 2 | 3 | 2 | 0 | 0 | 5 | 0 | 0 | 2 | 0 | 2 | 11 |
| 11:15 AM | 3 | 4 | 0 | 0 | 7 | 1 | 0 | 1 | 0 | 2 | 3 | 4 | 0 | 0 | 7 | 0 | 1 | 1 | 0 | 2 | 18 |
| 11:30 AM | 1 | 4 | 0 | 0 | 5 | 0 | 0 | 2 | 0 | 2 | 2 | 5 | 0 | 0 | 7 | 1 | 0 | 2 | 0 | 3 | 17 |
| 11:45 AM | 2 | 2 | 0 | 0 | 4 | 0 | 0 | 1 | 0 | 1 | 2 | 3 | 0 | 0 | 5 | 0 | 1 | 0 | 0 | 1 | 11 |
| Total | 7 | 11 | 0 | 0 | 18 | 1 | 1 | 5 | 0 | 7 | 10 | 14 | 0 | 0 | 24 | 1 | 2 | 5 | 0 | 8 | 57 |
| 12:00 PM | 1 | 5 | 0 | 0 | 6 | 0 | 0 | 3 | 0 | 3 | 0 | 3 | 0 | 0 | 3 | 0 | 0 | 2 | 0 | 2 | 14 |
| 12:15 PM | 3 | 4 | 0 | 0 | 7 | 0 | 0 | 0 | 0 | 0 | 4 | 1 | 0 | 0 | 5 | 2 | 0 | 0 | 0 | 2 | 14 |
| 12:30 PM | 1 | 4 | 0 | 0 | 5 | 0 | 0 | 1 | 0 | 1 | 2 | 4 | 0 | 0 | 6 | 0 | 0 | 0 | 0 | 0 | 12 |
| 12:45 PM | 1 | 5 | 0 | 0 | 6 | 0 | 2 | 1 | 0 | 3 | 0 | 3 | 1 | 0 | 4 | 0 | 0 | 2 | 0 | 2 | 15 |
| Total | 6 | 18 | 0 | 0 | 24 | 0 | 2 | 5 | 0 | 7 | 6 | 11 | 1 | 0 | 18 | 2 | 0 | 4 | 0 | 6 | 55 |
| 01:00 PM | 2 | 4 | 0 | 0 | 6 | 1 | 0 | 3 | 0 | 4 | 0 | 3 | 0 | 0 | 3 | 0 | 0 | 0 | 0 | 0 | 13 |
| 01:15 PM | 1 | 2 | 0 | 0 | 3 | 0 | 0 | 1 | 0 | 1 | 0 | 3 | 1 | 0 | 4 | 0 | 1 | 1 | 0 | 2 | 10 |
| 01:30 PM | 0 | 5 | 0 | 0 | 5 | 0 | 2 | 0 | 0 | 2 | 0 | 3 | 0 | 0 | 3 | 1 | 0 | 0 | 0 | 1 | 11 |
| 01:45 PM | 2 | 5 | 2 | 0 | 9 | 0 | 0 | 2 | 0 | 2 | 0 | 4 | 0 | 0 | 4 | 0 | 0 | 0 | 0 | 0 | 15 |
| Total | 5 | 16 | 2 | 0 | 23 | 1 | 2 | 6 | 0 | 9 | 0 | 13 | 1 | 0 | 14 | 1 | 1 | 1 | 0 | 3 | 49 |
| Grand Total | 18 | 45 | 2 | 0 | 65 | 2 | 5 | 16 | 0 | 23 | 16 | 38 | 2 | 0 | 56 | 4 | 3 | 10 | 0 | 17 | 161 |
| Apprch % | 27.7 | 69.2 | 3.1 | 0 | | 8.7 | 21.7 | 69.6 | 0 | | 28.6 | 67.9 | 3.6 | 0 | | 23.5 | 17.6 | 58.8 | 0 | | |
| Total % | 11.2 | 28 | 1.2 | 0 | 40.4 | 1.2 | 3.1 | 9.9 | 0 | 14.3 | 9.9 | 23.6 | 1.2 | 0 | 34.8 | 2.5 | 1.9 | 6.2 | 0 | 10.6 | |

Century Engineering, LLC. A Kleinfelder Company

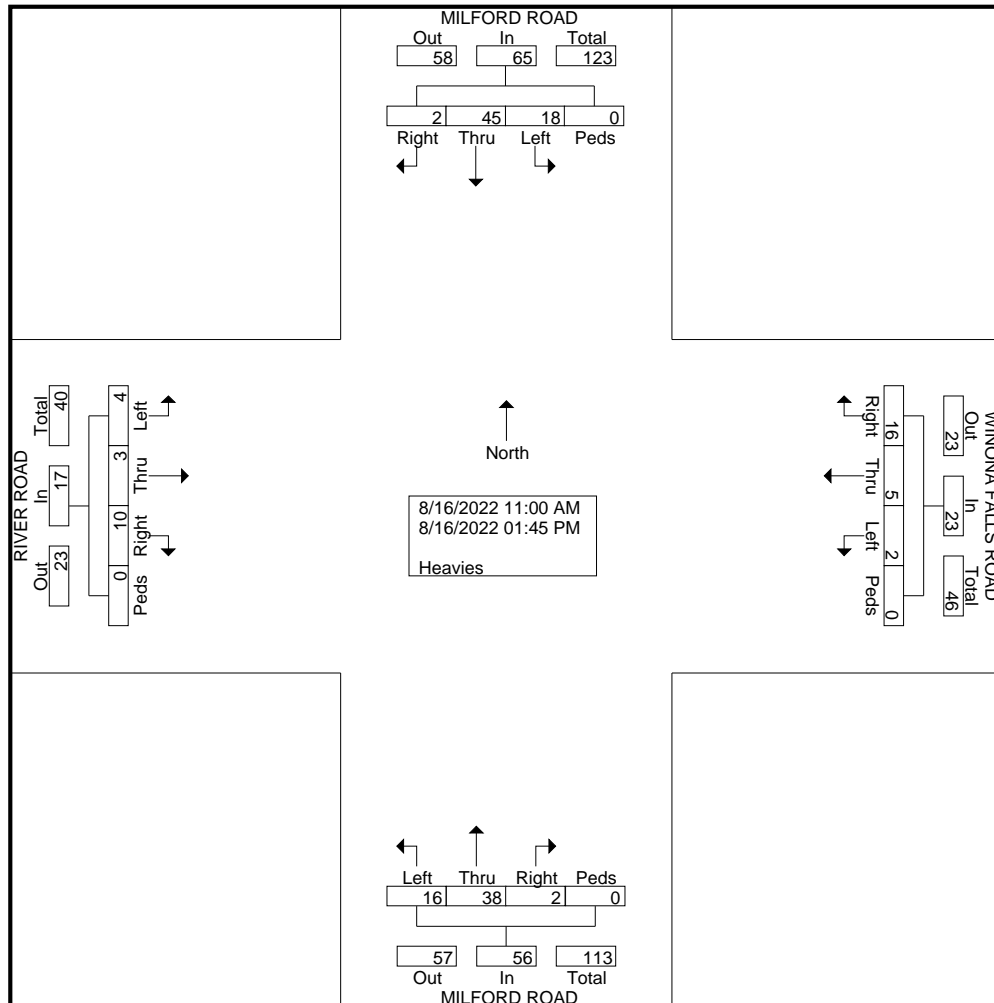
550 S Bay Rd, Dover DE
Phone: 302-734-9188 Fax: 302-734-4589

File Name : Sat Midday Location 1

Site Code : 00000000

Start Date : 8/16/2022

Page No : 2



Century Engineering, LLC. A Kleinfelder Company

550 S Bay Rd, Dover DE
Phone: 302-734-9188 Fax: 302-734-4589

File Name : Sat Midday Location 1

Site Code : 00000000

Start Date : 8/16/2022

Page No : 3

| | MILFORD ROAD From North | | | | | WINONA FALLS ROAD From East | | | | | MILFORD ROAD From South | | | | | RIVER ROAD From West | | | | | |
|--|----------------------------|------|-------|------|------------|--------------------------------|------|-------|------|------------|----------------------------|------|-------|------|------------|-------------------------|------|-------|------|------------|------------|
| Start Time | Left | Thru | Right | Peds | App. Total | Left | Thru | Right | Peds | App. Total | Left | Thru | Right | Peds | App. Total | Left | Thru | Right | Peds | App. Total | Int. Total |
| Peak Hour Analysis From 11:00 AM to 01:45 PM - Peak 1 of 1 | | | | | | | | | | | | | | | | | | | | | |
| Peak Hour for Entire Intersection Begins at 11:15 AM | | | | | | | | | | | | | | | | | | | | | |
| 11:15 AM | 3 | 4 | 0 | 0 | 7 | 1 | 0 | 1 | 0 | 2 | 3 | 4 | 0 | 0 | 7 | 0 | 1 | 1 | 0 | 2 | 18 |
| 11:30 AM | 1 | 4 | 0 | 0 | 5 | 0 | 0 | 2 | 0 | 2 | 2 | 5 | 0 | 0 | 7 | 1 | 0 | 2 | 0 | 3 | 17 |
| 11:45 AM | 2 | 2 | 0 | 0 | 4 | 0 | 0 | 1 | 0 | 1 | 2 | 3 | 0 | 0 | 5 | 0 | 1 | 0 | 0 | 1 | 11 |
| 12:00 PM | 1 | 5 | 0 | 0 | 6 | 0 | 0 | 3 | 0 | 3 | 0 | 3 | 0 | 0 | 3 | 0 | 0 | 2 | 0 | 2 | 14 |
| Total Volume | 7 | 15 | 0 | 0 | 22 | 1 | 0 | 7 | 0 | 8 | 7 | 15 | 0 | 0 | 22 | 1 | 2 | 5 | 0 | 8 | 60 |
| % App. Total | 31.8 | 68.2 | 0 | 0 | | 12.5 | 0 | 87.5 | 0 | | 31.8 | 68.2 | 0 | 0 | | 12.5 | 25 | 62.5 | 0 | | |
| PHF | .583 | .750 | .000 | .000 | .786 | .250 | .000 | .583 | .000 | .667 | .583 | .750 | .000 | .000 | .786 | .250 | .500 | .625 | .000 | .667 | .833 |

550 S Bay Rd, Dover DE
Phone: 302-734-9188 Fax: 302-734-4589

Intersection: Milford @ Winona Falls

Counted By: Autumn Naudain

Date: 8/13/2022

Weather: Clear, 70

File Name : Sat Midday Location 1

Site Code : 00000000

Start Date : 8/16/2022

Page No : 1

Groups Printed- Bike/Peds

[illegible]

550 S Bay Rd, Dover DE
Phone: 302-734-9188 Fax: 302-734-4589

File Name : Sat Midday Location 1

Site Code : 00000000

Start Date : 8/16/2022

Page No : 2

[illegible]

550 S Bay Rd, Dover DE
Phone: 302-734-9188 Fax: 302-734-4589

Page No : 1

[illegible]

Century Engineering, LLC. A Kleinfelder Company

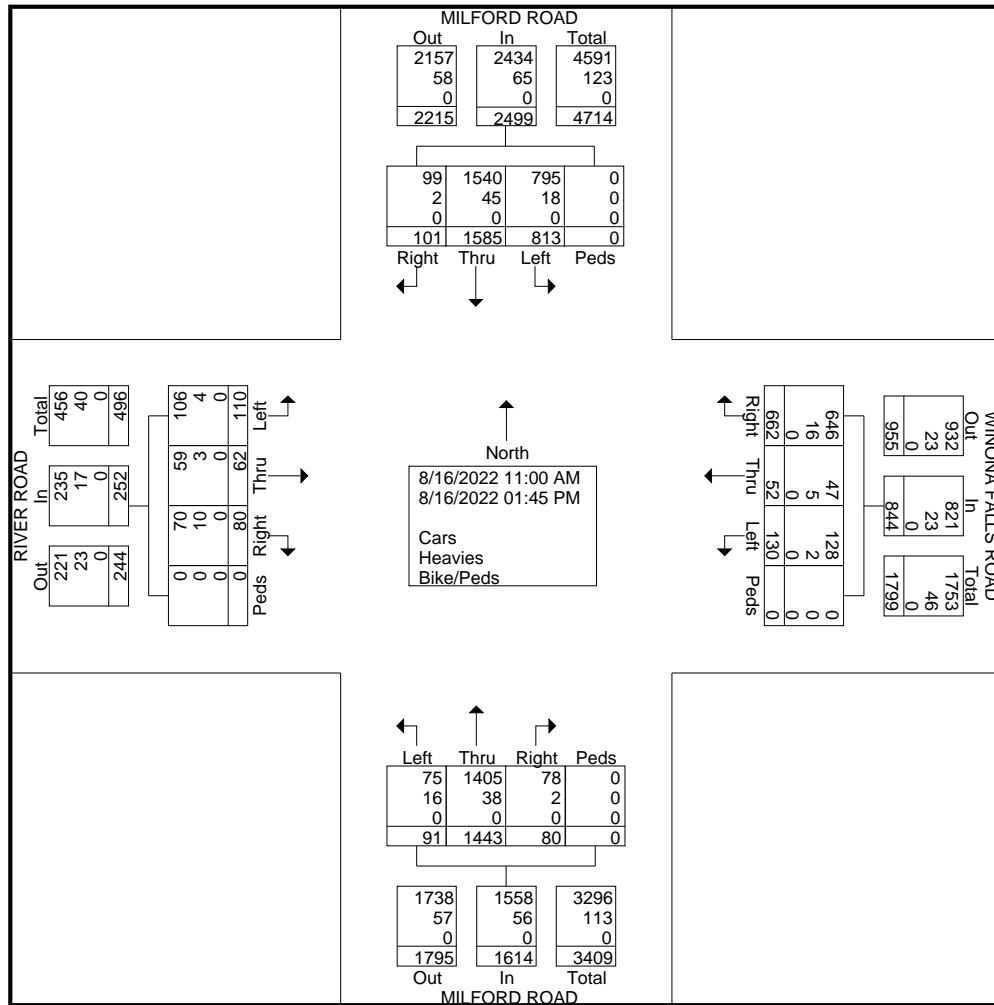
550 S Bay Rd, Dover DE
Phone: 302-734-9188 Fax: 302-734-4589

File Name : Sat Midday Location 1

Site Code : 00000000

Start Date : 8/16/2022

Page No : 2



Century Engineering, LLC. A Kleinfelder Company

550 S Bay Rd, Dover DE
Phone: 302-734-9188 Fax: 302-734-4589

File Name : Sat Midday Location 1

Site Code : 00000000

Start Date : 8/16/2022

Page No : 3

| | MILFORD ROAD From North | | | | | WINONA FALLS ROAD From East | | | | | MILFORD ROAD From South | | | | | RIVER ROAD From West | | | | | |
|--|----------------------------|------|-------|------|------------|--------------------------------|------|-------|------|------------|----------------------------|------|-------|------|------------|-------------------------|------|-------|------|------------|------------|
| Start Time | Left | Thru | Right | Peds | App. Total | Left | Thru | Right | Peds | App. Total | Left | Thru | Right | Peds | App. Total | Left | Thru | Right | Peds | App. Total | Int. Total |
| Peak Hour Analysis From 11:00 AM to 01:45 PM - Peak 1 of 1 | | | | | | | | | | | | | | | | | | | | | |
| Peak Hour for Entire Intersection Begins at 01:00 PM | | | | | | | | | | | | | | | | | | | | | |
| 01:00 PM | 65 | 159 | 4 | 0 | 228 | 13 | 3 | 57 | 0 | 73 | 9 | 125 | 9 | 0 | 143 | 15 | 7 | 3 | 0 | 25 | 469 |
| 01:15 PM | 76 | 142 | 14 | 0 | 232 | 9 | 4 | 51 | 0 | 64 | 5 | 125 | 2 | 0 | 132 | 6 | 3 | 7 | 0 | 16 | 444 |
| 01:30 PM | 80 | 111 | 10 | 0 | 201 | 9 | 5 | 51 | 0 | 65 | 10 | 151 | 7 | 0 | 168 | 8 | 6 | 7 | 0 | 21 | 455 |
| 01:45 PM | 85 | 119 | 12 | 0 | 216 | 11 | 5 | 56 | 0 | 72 | 7 | 155 | 9 | 0 | 171 | 12 | 7 | 11 | 0 | 30 | 489 |
| Total Volume | 306 | 531 | 40 | 0 | 877 | 42 | 17 | 215 | 0 | 274 | 31 | 556 | 27 | 0 | 614 | 41 | 23 | 28 | 0 | 92 | 1857 |
| % App. Total | 34.9 | 60.5 | 4.6 | 0 | | 15.3 | 6.2 | 78.5 | 0 | | 5 | 90.6 | 4.4 | 0 | | 44.6 | 25 | 30.4 | 0 | | |
| PHF | .900 | .835 | .714 | .000 | .945 | .808 | .850 | .943 | .000 | .938 | .775 | .897 | .750 | .000 | .898 | .683 | .821 | .636 | .000 | .767 | .949 |
| Cars | 301 | 515 | 38 | 0 | 854 | 41 | 15 | 209 | 0 | 265 | 31 | 543 | 26 | 0 | 600 | 40 | 22 | 27 | 0 | 89 | 1808 |
| % Cars | 98.4 | 97.0 | 95.0 | 0 | 97.4 | 97.6 | 88.2 | 97.2 | 0 | 96.7 | 100 | 97.7 | 96.3 | 0 | 97.7 | 97.6 | 95.7 | 96.4 | 0 | 96.7 | 97.4 |
| Heavies | 5 | 16 | 2 | 0 | 23 | 1 | 2 | 6 | 0 | 9 | 0 | 13 | 1 | 0 | 14 | 1 | 1 | 1 | 0 | 3 | 49 |
| % Heavies | 1.6 | 3.0 | 5.0 | 0 | 2.6 | 2.4 | 11.8 | 2.8 | 0 | 3.3 | 0 | 2.3 | 3.7 | 0 | 2.3 | 2.4 | 4.3 | 3.6 | 0 | 3.3 | 2.6 |
| Bike/Peds | 0 | 0 | 0 | 0 | 0 | 0 | 0 | 0 | 0 | 0 | 0 | 0 | 0 | 0 | 0 | 0 | 0 | 0 | 0 | 0 | 0 |
| % Bike/Peds | 0 | 0 | 0 | 0 | 0 | 0 | 0 | 0 | 0 | 0 | 0 | 0 | 0 | 0 | 0 | 0 | 0 | 0 | 0 | 0 | 0 |

